

COMMUNITY SURVEY TO INFORM THE CREATION OF THE CAMELFORD NEIGHBOURHOOD PLAN


Analysis of Findings
Report from PFA Research Ltd

23rd October 2015

Authors:

Robert Rush, Managing Director | robert.rush@pfa-research.com

pfa-research.com



Contents

1	Introduction	5
2	Executive Summary.....	6
2.1	Background	6
2.2	Key Findings	6
2.2.1	Sample Profile	6
2.2.2	Housing for the Future	7
2.2.3	The Camelford Offer	7
2.2.4	The Commercial Offer	9
2.2.5	Public Transport.....	10
2.2.6	Housing & Infrastructure	11
2.2.7	Views of Young Residents.....	12
3	Camelford Parish Profile	13
3.1	General Population.....	13
3.2	Areas within Camelford	14
3.3	Age.....	17
3.4	Qualifications.....	17
3.5	Unemployed.....	17
3.6	Tenure	17
3.7	Businesses	18
3.7.1	The wider area	18
3.7.2	Camelford Residents' views	18
3.7.3	Camelford Town Centre	18
3.8	Camelford and District Community Directory 2014	19
3.9	Industrial Estates	20
4	Survey Results.....	21
4.1	Methodological Overview	21
4.2	Employment & Occupations.....	22
4.3	Housing for the Future.....	22
4.4	The Camelford Offer	25
4.5	Commercial Offer	37
4.6	Public Transport.....	43
4.7	Infrastructure	46

4.8	Further comments	48
5	Survey Participation	49
5.1	Representation	49
5.2	Survey Sample Profile.....	50
6	Young People Survey	54
7	Appendices	65
7.1	Verbatim Comments	65
7.2	Questionnaire	91

Use of Data

Market Research supporting PR activities

All of the work carried out by PFA Research Ltd is conducted in accordance with the Market Research Society Code of Conduct.

The Market Research Society places a duty of care on member market researchers to protect the interests of both their client and those that take part in any research. As part of this duty of care, market research organisations are required to ensure that any press releases or other promotional material issued by the client is supported by the data. As such, PFA Research reserves the right to view and suggest amendments to any press release or promotional material prior to its release into the public domain. This procedure is in line with the recommendation of the Market Research Society and does not undermine client ownership of the data.

General Disclaimer

While every care has been taken during the course of the research, PFA Research Ltd takes no responsibility for any incorrect information supplied to us. Quantitative market information is based primarily on interviews or self-completed questionnaires and therefore is subject to fluctuation.

The contents of this report represent our interpretation and analysis of information that can be considered generally available to the public and provided voluntarily by respondents. It is not guaranteed as to accuracy or completeness. It does not contain material provided to us in confidence by our clients or research participants.

Acknowledgement

PFA Research enjoyed working on this project with the Camelford Neighbourhood Plan Steering Group.

We would like to thank the people of Camelford who participated in the survey, for their time and openness to participate in interviews or complete questionnaires. Without their help, this important exercise could not have been carried out.

1 Introduction

The Camelford Community in conjunction with Camelford Town Council is committed to developing a Neighbourhood Plan. A neighbourhood plan should support the strategic development needs of the area and will plan positively to support local development (as outlined in the National Planning Policy Framework.)

To inform the development of its neighbourhood plan, the Camelford Neighbourhood Plan Steering Group (CNPSG) took the forward-thinking decision to take a true evidence-led approach, as inclusively as possible, using the experience of local people who understand their area and to reflect their wishes for the future development of the town.

PFA Research, as an independent marketing research company based in Cornwall at Tremough Innovation Centre and with a satellite office in Camelford, was engaged to deliver the survey. This report presents the findings of the principal parish-wide resident survey and views from consulting young people.

This report delivers the findings from an extensive survey of Camelford residents to understand their needs and expectations, hopes and desires for the future of Camelford. Understanding this about the people who live in Camelford will help the members of the Steering Group charged with writing the Camelford Neighbourhood Plan to develop policies to truly reflect local needs.

This report includes the following information:

- An overview of the Parish, drawn from other published statistics and reports
- A description of the main survey methodology and profile of participants (sample)
- Detailed analysis of survey findings, with cross-tabulated where appropriate.

2 Executive Summary

2.1 Background

The Camelford Community in conjunction with Camelford Town Council is committed to developing a Neighbourhood Plan. A neighbourhood plan should support the strategic development needs of the area and will plan positively to support local development (as outlined in the National Planning Policy Framework.)

To inform the development of its neighbourhood plan, the Camelford Neighbourhood Plan Steering Group (CNPSG) took the forward-thinking decision to take a true evidence-led approach, as inclusively as possible, using the experience of local people who understand their area and to reflect their wishes for the future development of the town.

2.2 Key Findings

The people of Camelford responded positively to the survey, with 424 residents completing the main survey (representing 18% of the adult population and accounting for a third of all households.) The result allows the survey to be quoted with a confidence interval of $\pm 4.3\%$ at the 95% level.

2.2.1 Sample Profile

All nine of the [National] Census output areas within the Parish were represented within the survey. In terms of age and gender profiles, the sample slightly over-represents older people and under-represents younger people (40% over 65, compared to 27% from national Census statistics), and has a higher proportion of females than males (67:33 ratio compared to Census statistics 52:48.) This profile is not uncommon for surveys of this type.

Survey participants are representative of the broader population in other ways:

- 96% identify with White Cornish (30%) or White British (66%) ethnicities – with under 35s more likely to identify as Cornish than older people;
- 32% of the sample households have at least one person with a long-term illness, disability or infirmity;
- More than half have a total household income of under £25,000.

In terms of occupancy:

- Over three-quarters (77%) own their own property (including buying on a mortgage), 11% are in privately rented accommodation (compared to 17% as a Cornwall average) and 9% are in socially rented property (the same as the Cornwall average);
- On average, participants have lived in Camelford for 20.8 years and in their current property for 13.5 years. One in five participants (19%) have lived in Camelford for less than five years;
- 20% of households are occupied by just one person, 1% are occupied by an under 18 year old person, though 25% have at least one under 18 living in the property.

56% of households have at least one adult in part time or full time work. This is lowest in single adult households (39%) and highest in households with three or more adults (84%.)

2.2.2 Housing for the Future

94% of participants have a housing arrangement that is suitable for their current requirements. 77% say their housing arrangement will still be suitable in 3-5 years' time.

Adult only households are most likely to say their housing arrangements will still be suitable in the future. Those households with at least two adults and children are least likely to be content with their current arrangements and only a half of those living as single parents say their housing arrangement will be suitable for the future.

The main reason families say their housing arrangements are unsuitable currently or for the future is they are outgrowing the space they are in.

37% of those who say their housing arrangements are not sufficient either now or for the future (or 8% of all participants) are actively looking for new property now. About two thirds of these are looking within Camelford.

2.2.3 The Camelford Offer

Participants were asked a series of questions about sense of community, essentially how they hear about things going on in Camelford, what they value and use, what was important to be preserved for the future and where it was important to make changes.

Keeping in touch

The vast majority (88%) of Camelford residents say it is fairly important (31%) or very important (57%) for them to know what is going on in and around the parish.

Word of mouth is the most effective means of delivering information across all groups although there are some differences amongst groups:

- those aged 65 or over are most likely to read information in the 'Camelfordian' (46%) and Under 35s the least (16%);
- 53% of under 35s receive information via social media channels compared to only 7% of over 65s.

Importance and use of amenities

Participants were asked how important it is for certain facilities and amenities to be available in Camelford. Ranked by total importance (those who stated 'fairly important' or 'very important'), the top three most important facilities to be available are:

- Town centre shops & services – 97%
- Health centre – 96% (and the only one with more than 90% of participants stating 'very important')
- Enfield Park & playgrounds – 94%

Whilst all the amenities listed on the questionnaire were considered important, few are used by people 'all the time.' The stand-out exceptions are:

- 'town centre shops & services' - used frequently by 43%
- 'free car parks' (important for 85%) - used frequently by 43%

69% believe it is important for churches and chapels to be available, with just 10% say they actually use 'all the time.'

Preserving for the future

Thinking about what was important to preserve in Camelford for "our children's future", many see Enfield Park as a potential "jewel in the crown" (especially among younger people in this survey and reflected through the special survey aimed at young people – see below.) 'Good schools' was mentioned by about one in five and the community's leisure centre, which local people fought hard for to retain a few years ago, was mentioned in third place.

Participants were then asked to think about areas for improvement. Answers were wide and varied but commonly identified matters of current

dissatisfaction around community and social issues, as well as supporting previously identified areas that should be preserved. The most commonly cited area for improvement concerned ensuring Camelford was a safe place, crime free and addressed anti-social behaviours especially around prevalence of drugs. Many responses went hand-in-hand with others, for instance, ensuring that young people are engaged in worthwhile activities and have employment prospects would therefore have a positive impact on reducing concerns around Camelford as a safe a place to grow up in.

Overall opinions

Asked to rate Camelford against a number of criteria as a place to enjoy various activities, Camelford is:

- A safe place to live – 60% (with older people feeling safer than younger people)
- Clean and well kept – 53%
- Good at bringing the community together through festivals & events – 50% (noting that as time spent living in Camelford increases, opinion of Camelford providing an overall good sense of community decreases)

Contrary to these, Camelford is perceived not to be a good place for:

- Running a business – 50% rate poor and only 13% as good
- Having a vision for the future – 44% poor and 18% good

2.2.4 The Commercial Offer

The survey investigated the requirements and appetite for business and supply to Camelford residents, including how and where people go to access shops and how that maps to the need for local delivery.

Shopping needs

Nearly all participants were wholly or partially responsible for their household shopping. On average, residents are using more than one location for their 'main' food and grocery shopping, with only a third saying they do this in Camelford. 37% usually make a special journey to do their shopping (rather than combine with another routine journey.)

However, only 12% do their main shop in Camelford and nowhere else and 7% only use online shopping (from supermarkets) and nowhere else. Those shopping in Camelford only are more likely:

- Not to have use of a car (31% vs 12% mean) and rely on public transport to get around (25% vs 12% mean)

- To be in a single person household (25% vs 12% mean)
- To have a disability (19% vs 12% mean)

Over 80% of residents do their top-up shopping in Camelford, with three quarters only using Camelford. Almost no one uses Camelford for non-grocery or leisure shopping. Up until the time that this survey was conducted, over half (57%) of residents used Camelford banks when they needed counter services.

Retail development

Over three quarters (77%) say it is 'very important' or 'fairly important' for Camelford's plans for its future to consider larger retail developments (15% say it is not important.)

Running businesses

The Neighbourhood Plan provides an opportunity to make policies to support home working or live-work spaces. As well as understanding how Camelford residents use and depend upon commercial services (such as retail), it is also important to consider those who run businesses themselves to earn their living.

- 21% have someone in the household who runs a business;
- 14% overall have a home-based business.

Creating employment

Whilst the survey did not address explicitly requirements for supermarkets in the town, participants expressed overtly that retail services (and especially a supermarket) together with a regenerated, thriving town centre as key to helping create employment for local people.

They also described retail and business parks as essential, together with incentivised strategy for encouraging business and commerce in the Camelford area.

2.2.5 Public Transport

The vast majority (92%) of Camelford people own or have use of a car and do not require public transport to get around – higher than the 89% average for Cornwall as a whole. Almost two thirds have not used public transport from Camelford within the last three years with 43% having never done so at all.

Over 65s are the group most likely to have used public transport from Camelford within the last three years and the 35 to 64s age group least likely. Further, single adults are the most likely and single parents the least likely.

For those who consider public transport is not sufficient for their needs, they describe requiring services that are reliable, frequent and having destinations that are direct. Participants also describe needing services that suit them for getting to and from work in other towns in the mornings and evenings, as well as services into the night and at weekends.

2.2.6 Housing & Infrastructure

A series of questions considered the areas and ways that Camelford should improve, according to the wishes of local people.

Above all else, residents want to see improvements to the 'range of shops' (95% agree) and the 'amount of traffic' (84%) within Camelford.

In open comments, lots of participants expressed concern about volumes of traffic passing through Camelford and the safety implications. Clearly many would still like to see a bypass.

Issues such as 'footpath & verge maintenance' and the 'sewerage system' are a concern for older people more than younger people, whereas younger people are more likely to be concerned about sports facilities and play areas.

Housing development

A common theme running through the survey by many participants (especially through the questions concerning improvements to the town) are concerns around over population and apparent rapid growth of the town in recent years (19% of this survey sample moved into Camelford within the last four years.)

29% do not believe any further development is suitable for Camelford.

Participants' understanding or perceptions of what small, medium or large developments may differ:

- a third (33%) think a mixture of small and medium size developments would be suitable for Camelford in the future;
- 23% would prefer several small developments;
- only 4% suggested that a single large development would be appropriate.

2.2.7 Views of Young Residents

An additional and specially designed questionnaire aimed at young people was returned by 28 people aged 5 and over, providing insights from the young person's viewpoint. 13 were males and 15 females; 11 were primary school aged, 7 were secondary school-aged and the remainder older or age unknown. The survey was promoted through Sir James Smiths School via the School Council, was offered online and also via participants with children of the main survey completing interviews.

Young people of Camelford described a wide and varied range of aspirations for their own futures and that of Camelford as a place to live, holding many of the same values as older residents.

- The majority say they enjoy living in Camelford, because they see it as a nice and friendly place that they are familiar with. Those who do not describe reasons reflecting safety concerns and a lack of activities for their age group.
- Enfield Park, youth groups and the leisure centre are key activities for younger people. The older of the young people appear to find it harder to find things to do to suit their age.
- The majority believe Camelford is a friendly town that is a good place to grow up. Unfortunately it is not a good place to go shopping and it could do with some tidying up. Many do not see the town as having an exciting future and several do not see it as a place for their own futures.
- Whilst the language used to describe needs for Camelford's future may be simple, younger people express many of the desires for the town as those expressed by residents. Young people wish for a more active town centre, with places to meet for a coffee or juice, or to enjoy an evening out without getting caught up in anti-social behaviour.
- Overall, if young people in Camelford were to describe the town to someone who had never visited before, they would say it was a nice, friendly place, providing easy access to the countryside, and activities for young people to do. However, they also took the opportunity to reflect upon some of the negative issues they see around them (e.g. prevalence of drugs use) – which mirror many of the issues arising through the main residents' survey.

3 Camelford Parish Profile

This section provides a profile of the Camelford Parish compiled from government statistic and other survey reports. Most other data sources predate 2011 (the last UK Census) so the data is provided for context only. The Camelford Neighbourhood Plan Survey Report itself will become the new point of reference for the future.

3.1 General Population

Total population numbers for Camelford stands at approximately 2,900 depending on data source. The last census (2011) showed a total of 2,945 respondents for the Camelford parish and population data extracted from UK Neighbourhood Statistics suggests a population of 3,045 (Table 3.2.) Current information from the electoral register shows 2,326 voters for Camelford Town Council elections. While this does not include non-registered voters, children or foreigners unable to vote it does give an indication of the population in the town and seems to reflect the census records of 2011. A report into Camelford Town Centre –Initial Town Audit (Guy Thomas, 2011) put the population at 2,865 which again suggests that a good estimate for the population stands at around 3,000 for 2015.

The age profile of Camelford residents is relatively well balanced with nearly half aged 45 or over. Nearly a quarter are 18 years old or younger and a third are aged 18 to 44. These figures are more or less aligned with Cornwall averages although there seem to be slightly higher proportions of younger residents than the figures for Cornwall as a whole. Ethnicity is 99% White which was in line with the Cornwall average.

Table 3.1 – Camelford vs Cornwall Age Profile

	Camelford	Cornwall
< 18	22%	19.2%
18 – 24	7%	7.7%
25 – 29	7%	5.0%
30 – 44	18%	17.6%
45 - 59	18%	20.8%
60 - 74	18%	19.6%
75+	9%	10.0%
Total*	99%	99.90%

**does not sum to 100% due to rounding*

The percentage of unemployed (economically active) amongst those aged 16 – 74 years is 4%, slightly higher than the Cornwall average for that time (3.3%).

3.2 Areas within Camelford






The 2011 census provides information not only for the Parish as a whole but also for the individual areas making up the Parish¹. The main population and demographics for these areas are in Table 3.2 below. Thumbnail maps, postcodes for each out area and links to the full statistical data online is provided in Table 3.3 below.





Table 3.2 – Camelford Profile

Area	Population	House-holds	Owned house-holds %	Unemployed %	Educational qualification L3 or higher %	Mean Age (years)
1 E00095638	Includes: Tregoodwell, Victoria Road, Sunnyside, Warrens Field					
	404	163	81%	5%	38%	45.9
2 E00095640	Includes: College Rd, Market Place, Mill Lane, Dark Lane					
	306	124	82%	1%	30%	49.1
3 E00095641	Includes: Clease Meadows, Clease Rd, Mount Camel					
	281	125	41%	8%	25%	38.2
4 E00095642	Includes: Weeks Rise, Longfield Drive, Sportsmans, Highfield Road					
	548	213	46%	5%	29%	34.1
5 E00095643	Includes: Fore Street, High Street, Chapel Street					
	282	149	40%	5%	34%	41.6
6 E00095644	Includes: Trewalder, Helstone, Lanteglos, Valley Truckle					
	474	158	88%	2%	37%	49.8
7 E00172779	Includes: Beechwood Drive, Slaughterbridge					
	276	110	71%	4%	41%	35.5
8 E00172785	Includes: Trevia, Bowood Park, Camelford Station, Trefrew Road					
	236	105	84%	2%	39%	50.3
9 E00172788	Includes: Treclago View, Dymond Close, Farriers Green					
	238	89	53%	3%	43%	28.2
Total	Camelford Parish as a whole					
	3045	1236	64%	4%	35%	41.6

¹ UK Census Camelford Output Area: <http://www.ukcensusdata.com/camelford-e05008212>

Table 3.3 – UK Census Data Output Areas for Camelford

Area		
1 E00095638	Includes: Tregoodwell, Victoria Road, Sunnyside, Warrens Field	
	 <p data-bbox="424 577 1059 607">http://www.ukcensusdata.com/camelford-e00095638</p>	<p data-bbox="1147 342 1426 600">PL32 9LE, PL32 9NA, PL32 9PS, PL32 9PU, PL32 9PX, PL32 9TB, PL32 9TH, PL32 9TN, PL32 9TW, PL32 9XA, PL32 9XB, PL32 9XD, PL32 9YS</p>
2 E00095640	Includes: College Rd, Market Place, Mill Lane, Dark Lane	
	 <p data-bbox="424 913 1059 943">http://www.ukcensusdata.com/camelford-e00095640</p>	<p data-bbox="1147 678 1426 869">PL32 9PB, PL32 9PD, PL32 9PE, PL32 9TD, PL32 9TL, PL32 9UD, PL32 9UF, PL32 9UG, PL32 9UH, PL32 9UQ</p>
3 E00095641	Includes: Clease Meadows, Clease Rd, Mount Camel	
	 <p data-bbox="424 1249 1059 1279">http://www.ukcensusdata.com/camelford-e00095641</p>	<p data-bbox="1147 1014 1426 1126">PL32 9PH, PL32 9QX, PL32 9UL, PL32 9UN, PL32 9UP, PL32 9UW</p>
4 E00095642	Includes: Weeks Rise, Longfield Drive, Sportsmans, Highfield Road	
	 <p data-bbox="424 1585 1059 1615">http://www.ukcensusdata.com/camelford-e00095642</p>	<p data-bbox="1147 1350 1426 1574">PL32 9AD, PL32 9PP, PL32 9PW, PL32 9QT, PL32 9QU, PL32 9QZ, PL32 9RB, PL32 9RD, PL32 9SA, PL32 9TE, PL32 9UY</p>
5 E00095643	Includes: Fore Street, High Street, Chapel Street	
	 <p data-bbox="424 1921 1059 1951">http://www.ukcensusdata.com/camelford-e00095643</p>	<p data-bbox="1147 1686 1426 1798">PL32 9AA, PL32 9PG, PL32 9PJ, PL32 9PQ, PL32 9SD, PL32 9TG</p>

6 E00095644	<p>Includes: Trewalder, Helstone, Lanteglos, Valley Truckle</p>  <p>http://www.ukcensusdata.com/camelford-e00095644</p>	<p>PL30 3JE, PL30 3JH, PL30 3JQ, PL32 9LA, PL32 9RG, PL32 9RL, PL32 9RN, PL32 9RP, PL32 9RQ, PL32 9RU, PL32 9RW, PL32 9RY, PL32 9SB, PL33 9ES, PL33 9ET, PL33 9EX, PL33 9EY</p>
7 E00172779	<p>Includes: Beechwood Drive, Slaughterbridge</p>  <p>http://www.ukcensusdata.com/camelford-e00172779</p>	<p>PL32 9NB, PL32 9ND, PL32 9NH, PL32 9NJ, PL32 9PT, PL32 9TP, PL32 9XE, PL32 9XH, PL32 9XQ</p>
8 E00172785	<p>Includes: Trevia, Bowood Park, Camelford Station, Trefrew Road</p>  <p>http://www.ukcensusdata.com/camelford-e00172785</p>	<p>PL32 9RE, PL32 9RF, PL32 9RR, PL32 9RT, PL32 9TR, PL32 9TS, PL32 9TX, PL32 9UR, PL32 9UT, PL32 9UU, PL32 9UX</p>
9 E00172788	<p>Includes: Treclago View, Dymond Close, Farriers Green</p>  <p>http://www.ukcensusdata.com/camelford-e00172788</p>	<p>PL32 9AE, PL32 9QB, PL32 9QD, PL32 9QY, PL32 9RX, PL32 9US</p>

3.3 Age

The areas with the highest proportion of:

- under 18s is **E00172788** (32%)
- 18 – 24 year olds is **E00095643** (10%)
- 25 – 29 year olds is **E00095641** (11%) and **E00172788** (11%)
- 30 – 44 year olds is **E00172788** (28%)
- 45 – 59 year olds is **E00172785** (24%) and **E00095638** (24%)
- 60 – 74 year olds is **E00172785** (34%)
- 75+ year olds is **E00095640** (17%)

3.4 Qualifications

The areas with the highest proportion of residents with:

- no qualifications is **E00095643** (32%)
- either no qualifications or a L1 qualification is **E00095641** (48%)
- a L4 qualification is **E00172779** (31%)
- a L3 or L4 qualification is **E00172788** (43%)

3.5 Unemployed

The areas with:

- the highest proportion of residents unemployed is **E00095641** (8%)
- the lowest proportion of residents unemployed is **E00095640** (1%)

3.6 Tenure

The areas with the highest proportion of:

- owned households was **E00095644** (88%)
- social rented households (Council) was **E00095641** (41%)
- private rented households was **E00095643** (29%)

3.7 Businesses

3.7.1 The wider area

Overall business numbers taken from Official Labour Market Statistics (NOMIS) for the North Cornwall area are 450. A report into Cornwall's Business Demography (SERIO, 2014) showed a fall in Business Births from 2011 – 2012 with an unchanged business death rate.

No official figures are available for Camelford Town centre as an isolated area so the figures below are best estimates using the various sources and business listings available.

3.7.2 Camelford Residents' views

The Camelford Questionnaire conducted in 2014 was completed by 205 residents addressed the topic of local businesses and shops. Over half felt that the range of shops in the town was adequate and the majority felt that encouragement and support should be given for more businesses to develop in the area. Goods were found to be obtained from both Camelford and "elsewhere". Services were generally found to be acquired from Camelford. This data has been augmented through this CNPSG survey.

3.7.3 Camelford Town Centre

The 2011 Audit of the town centre by Guy Thomas (Cornwall Council) highlighted the following areas:

- Main business districts consists of High Street, Fore Street and Market Place
- Core business district is approximately 0.3 miles in length
- The majority of businesses are independent SMEs
- A good element of basic provisions and services with very few vacant business premises
- 14 premises of retail SME

Camelford has noticed further significant changes since the 2011 audit, most notably the withdrawal of banks (NatWest and Lloyds to date), and therefore the 2011 data represents a benchmark of how quickly things can change.

3.8 Camelford and District Community Directory 2014

This directory lists 143 business, services and organisations in Camelford. Using the output areas used for the population figures for the town centre these businesses are broken down as following:

Table 3.4 – Business Locations

Area		Number of Businesses
1 E00095638	Tregoodwell, Victoria Road, Sunnyside, Warrens Field	15
2 E00095640	College Rd, Market Place, Mill Lane, Dark Lane	46
3 E00095641	Cleese Meadows, Cleese Rd, Mount Camel	4
4 E00095642	Weeks Rise, Longfield Dr, Sportsmans, Highfield Rd	12
5 E00095643	Fore St, High St, Chapel St	24
6 E00095644	Trewalder, Helstone, Lanteglos, Valley Truckle	5
7 E00172779	Beechwood Drive, Slaughterbridge	2
8 E00172785	Trevia, Bowood Park, Camelford Station, Trefrew Rd	14
9 E00172788	Treclago View, Dymond Close, Farriers Green	5
Total		127

In terms of the main business districts identified in the Town Audit of 2011 it can be seen that the majority of businesses are on either Market Place or Fore Street.

Table 3.5 – Camelford Business Districts

Main business district	Number of Businesses	%
High Street	2	4%
Fore Street	17	35%
Market Place	29	60%
Total	48	100%

Businesses and organisation in these three streets fall into the following categories. The majority are shops and small independent SMEs (44%) with another 21% being categorised as professional services such as financial advisors or solicitors. 17% of businesses supplied food, drink or accommodation services.

Table 3.6 – Camelford Business Sectors

Main business district	Number of Businesses	%
Food, drink and accommodation	8	17%
Shops and SMES	21	44%
Health	2	4%
Professional Services	10	21%
Community and entertainment	7	15%
Total	48	100%

3.9 Industrial Estates

The Highfield industrial estate to the south of the town centre lists 5 businesses. 192.com lists 29 businesses registered on the industrial estate although this should be taken as an estimate as some businesses will have closed or moved location. Sectors represented are wide ranging from food to manufacturing and health.

Tregath Business Park to the North-west of the town 9 businesses listed on 192.com. However, this is outside of the town itself and indeed the Camelford output areas used above.

4 Survey Results

This chapter presents an analysis of the survey findings, arranged by the overarching themes addressed through the questionnaire.

4.1 Methodological Overview

The survey methodology comprised face-to-face interviews, self-directed questionnaires that could be returned to a freepost address, and an online web survey. Given the importance of the neighbourhood plan, this approach was implemented to ensure as many households as possible were reached and given the opportunity to engage in the survey. The survey was promoted further through a press release to local newspapers and the Parish Camelfordian newsletter, in person by the Camelford Neighbourhood Plan Steering Group at local events and through social media channels.

The questionnaire was designed to be extensive and provide a rich insight into the needs and behaviours of local people, rather than simply to capture expressions of will against a series of proposals that many may not feel qualified to answer. A copy of the questionnaire is provided in Appendices.

A total of 424 questionnaires were completed, from approximately 1,200 distributed, representing one third of households participating and about 18% of the adult population (based upon household composition statistics collected in the survey – see Figure 5.3 - against a total target population of 3,000.)

Table 4.1 – Survey Response

Mode	Participants	%
Doorstep face to face	49	12%
Questionnaire	306	75%
Online	53	13%
Total	408	100%

The survey response allows us to quote the survey with a confidence level of approximately +/- 4.3% at the 95% level of confidence², based on an adult population of around 2,340.

² The confidence level provides us with an indication of how reliable the survey results are. In simple terms, for this survey it means that we can be 95% confident that the results obtained from this sample of the population is within plus or minus 4.3% of the result we would achieve if we were able to interview the whole population, or if we were to repeat the survey again with a new sample.

4.2 Employment & Occupations

“What are the occupations of the adults in the household, in terms of employment status?”

56% of households have at least one adult in part time or full time work. This is lowest in single adult households (39%) and highest in households with three or more adults (84%.)

Table 4.2 – Occupations by Household Size (At least one person qualifying)

	All	Single Adult	2 Adults	3+ Adults
Base	421	110	253	58
Working full time	44%	24%	44%	79%
Working part time	26%	15%	27%	41%
All working (FT or PT)	56%	39%	56%	84%
Government training	0%	0%	0%	2%
Job seeking	1%	0%	1%	3%
Retired	48%	43%	53%	40%
Not seeking work	4%	4%	4%	9%
Full time student	5%	1%	1%	31%
Unable to work	7%	9%	4%	14%
Other	5%	6%	4%	5%

4.3 Housing for the Future

“Is your housing arrangement sufficient for your family needs at the moment?”

“Will your current housing arrangement be sufficient within the next 3 - 5 years?”

94% of participants have a housing arrangement that is suitable for their current requirements. 77% say their housing arrangement will still be suitable in 3-5 years' time. (Figure 4.1.) Adult only households are most likely to say their housing arrangements will still be suitable in the future. (Table 4.4.)

Figure 4.1 – Sufficient Housing Arrangements

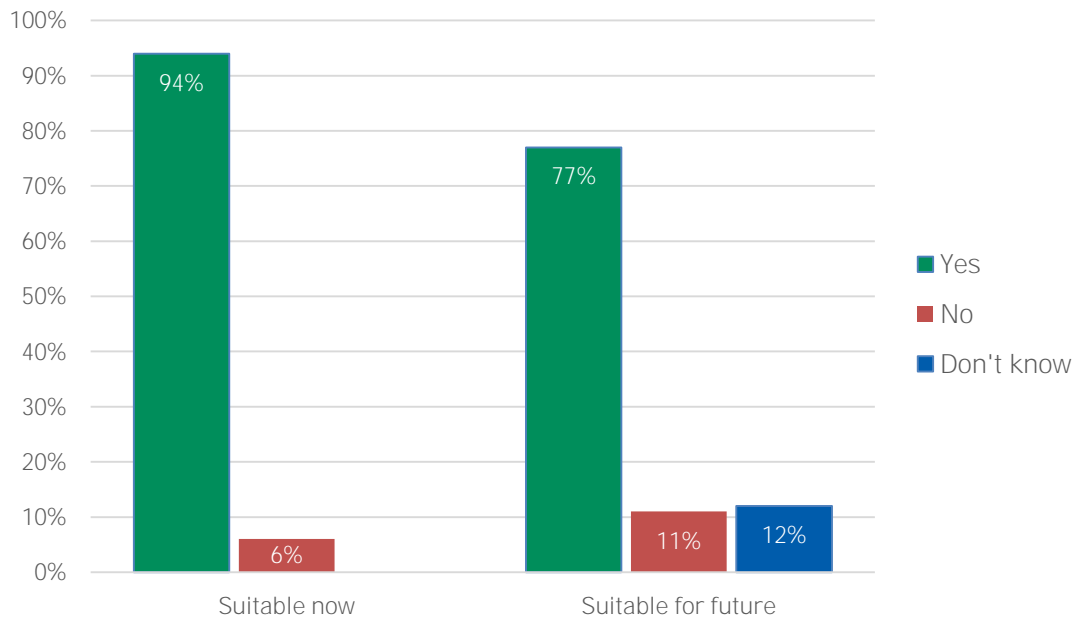


Table 4.3 – Housing Arrangement Sufficient by Household Composition

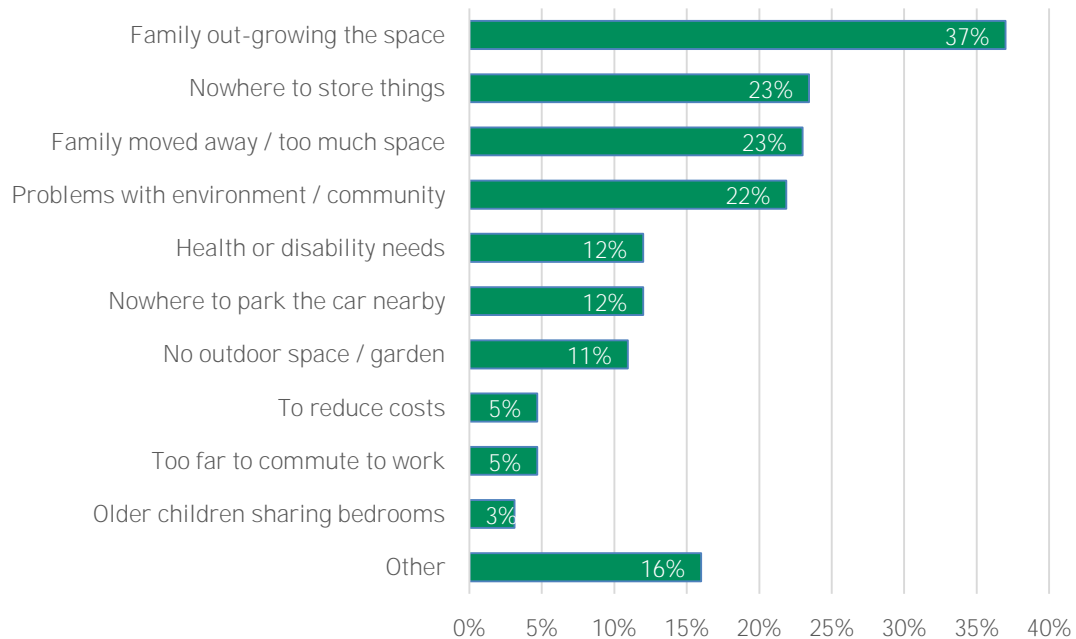
	All	Single Adult	Two Adults	3+ Adults	Single Parent	2 Adult Family
Base	414	80	187	40	25	79
Yes	94%	95%	98%	95%	88%	86%
No	6%	5%	2%	5%	12%	14%

Table 4.4 – Future Housing Arrangement Sufficient by Household Composition

	All	Single Adult	Two Adults	3+ Adults	Single Parent	2 Adult Family
Base	403	76	181	39	25	79
Yes	77%	72%	82%	82%	52%	75%
No	11%	8%	7%	13%	20%	16%
Don't know	12%	20%	11%	5%	28%	9%

“Why is your housing arrangement not sufficient?”

Figure 4.2 – Sufficient Housing Arrangements



Other reasons mentioned why housing arrangements are unsuitable include:

- Extended family living in
- Poor condition of property
- Availability of schools
- Looking to buy
- To be closer to family
- Too small
- Poor public transport

37% of those who say their housing arrangements are not sufficient either now or for the future (or 8% of all participants) are actively looking for new property now. About two thirds of these are looking within Camelford.

30 participants looking for new property require the following types:

- Flat - 3
- Bungalow - 9
- House with 1-2 beds - 4
- House with 3-4 beds - 12
- Other / Don't know - 2

...and the following type of tenancy:

- To buy - 14
- Private rent - 7

- Social rent - 11
- Other / Don't know - 2

6 in 10 of these people are resigned to “no option but to stay put” if they do not find the new property they’re looking for, and a third say they would be forced to move out of Camelford altogether. Two homes (both with children) fear that the family unit would break up if they cannot find what they’re looking for.

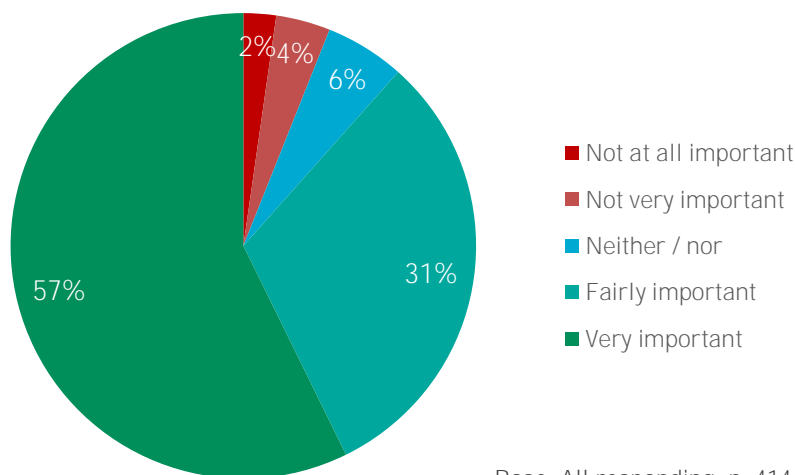
4.4 The Camelford Offer

The vast majority (88%) of Camelford residents say it is fairly important (31%) or very important (57%) for them to know what is going on in and around the parish; this is consistently high across all cohorts.

Word of mouth is the most effective means of delivering information across all groups. There are some differences amongst groups concerning the effectiveness of other channels for spreading news: those aged 65 or over are most likely to read information in the ‘Camelfordian’ (46%) and Under 35s the least (16%.) The reverse is true for Facebook and social media, with 53% of under 35s receiving information this way compared to only 7% of over 65s.

“How important is it for you to know what is going on in and around Camelford?”

Figure 4.3 – Important to Know What’s Going On



“How do you mostly find out what is going on in Camelford?”

Figure 4.4 – Channels of Communication

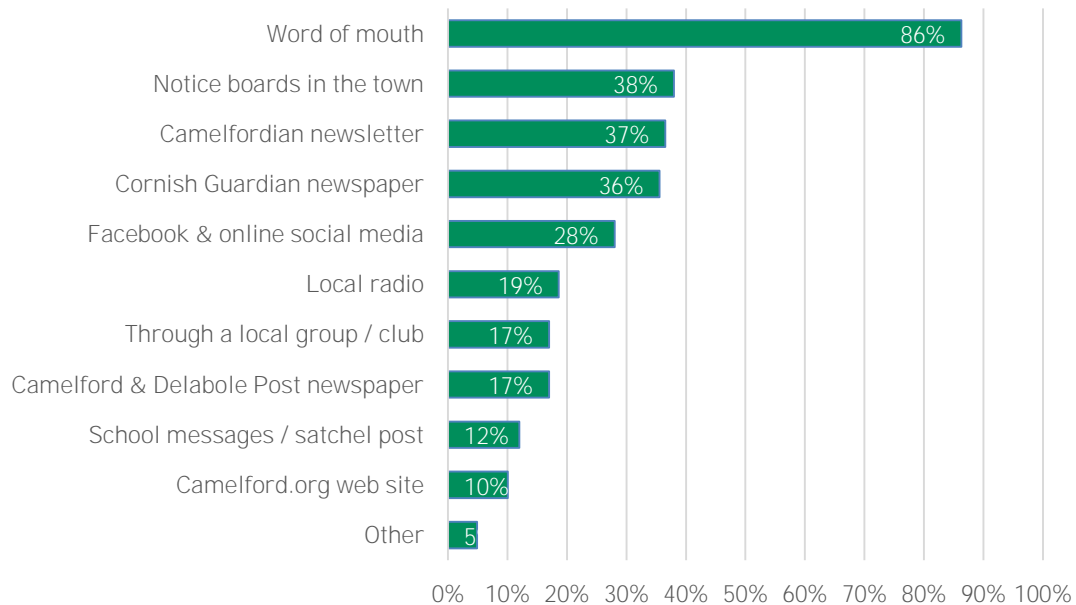


Table 4.5 – Channels of Communication by Age Groups

	All	16 to 34	35 to 64	65+
Base	423	49	202	167
Word of mouth	86%	92%	87%	84%
Notice boards in the town	38%	18%	36%	44%
Camelfordian newsletter	37%	16%	35%	46%
Cornish Guardian newspaper	36%	24%	40%	34%
Facebook & online social media	28%	53%	40%	7%
Local radio	19%	6%	19%	23%
Camelford & Delabole Post newspaper	17%	10%	13%	23%
Through a local group / club	17%	16%	15%	19%
School messages / satchel post	12%	16%	21%	0%
Camelford.org web site	10%	6%	10%	10%
Other	5%	6%	5%	5%

Other channels mentioned but by no more than two people each were:

- The church
- Council
- Information through the door
- Other newspapers
- Local TV news

Figure 4.5 below presents the opinion of Camelford residents in terms of how important it is for certain facilities and amenities to be available in Camelford. Participants were asked to state their response on a five point scale, from “not at all important” through to “very important.”

Ranked by total importance (those who stated ‘fairly important’ or ‘very important’), the top three most important facilities to be available are:

- Town centre shops & services – 97%
- Health centre – 96% (and the only one with more than 90% of participants stating ‘very important’)
- Enfield Park & playgrounds – 94%

Looking at opinions by age, Table 4.6 show that ‘pubs & social clubs’, ‘churches / chapels’ and a ‘library’ are all somewhat more important to the over 65s than the under 35s.

“How important is it for each of the following to be available in Camelford?”

Figure 4.5 – Important to be Available in Camelford

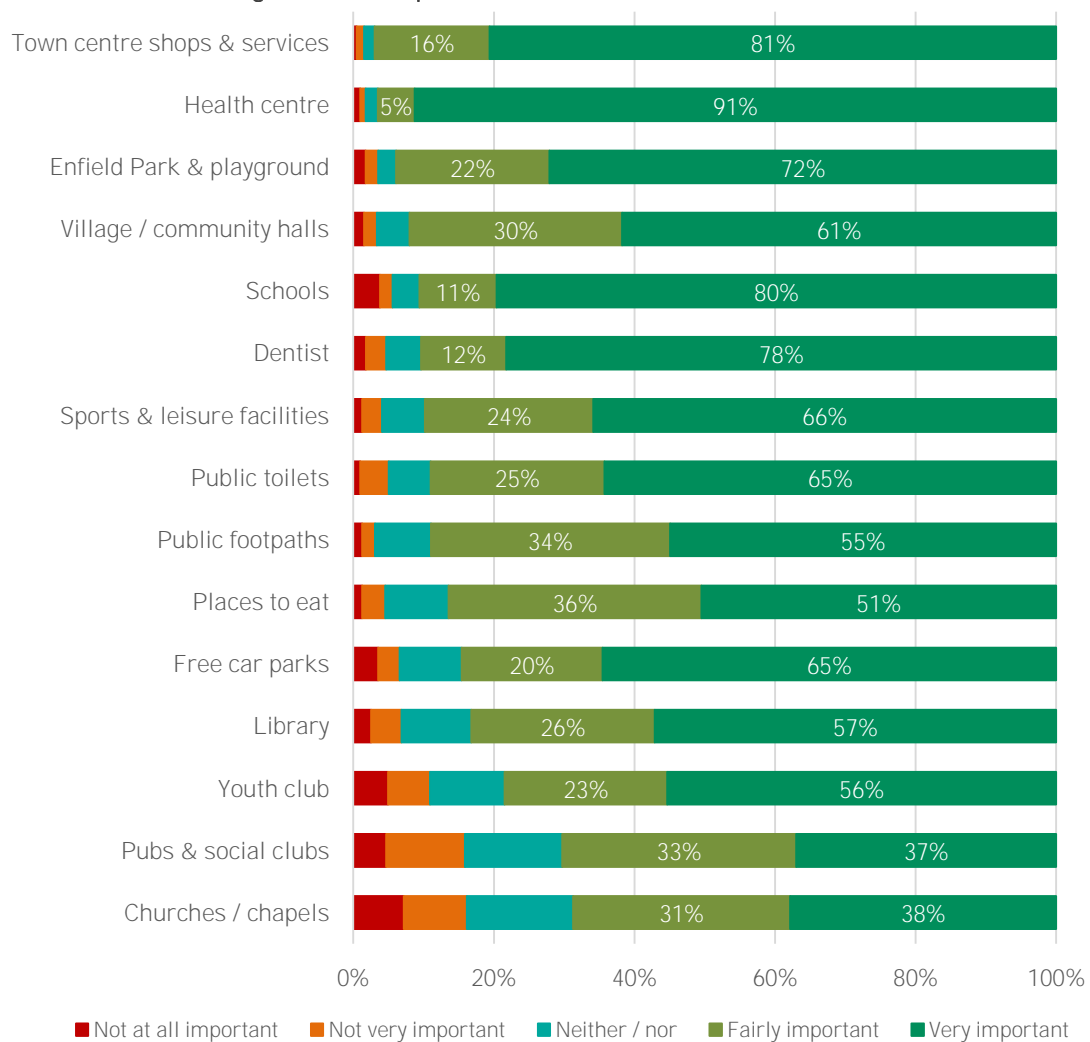


Table 4.6 – Important to be Available in Camelford by Age Groups

% saying 'Fairly' or 'Very important'	All	16 to 34	35 to 64	65+
Base	414	49	200	160
Town centre shops & services	97%	100%	97%	97%
Health centre	97%	94%	96%	98%
Enfield Park & playground	93%	92%	94%	93%
Village / community halls	91%	90%	91%	93%
Schools	90%	94%	91%	88%
Dentist	90%	85%	91%	92%
Sports & leisure facilities	90%	92%	93%	86%
Public toilets	89%	90%	88%	91%
Public footpaths	89%	90%	86%	92%
Places to eat	87%	84%	87%	89%
Free car parks	85%	86%	84%	86%
Library	83%	76%	79%	91%
Youth club	79%	82%	77%	80%
Pubs & social clubs	70%	63%	68%	78%
Churches / chapels	69%	52%	65%	80%

Even though Camelford has many of the amenities available that residents believe are important to be available, some are not used often (or necessarily required) by local people. For example, 89% believe it to be 'fairly important' or 'very important' that public toilets are available in Camelford, although just 26% use them 'fairly often' or 'all the time.' Such facilities are considered important for the town to be accessible to visitors. See Figure 4.6 and Table 4.7 (analysis by age group.)

“To what extent do you use each of the following in Camelford?”

Figure 4.6 – Use of Facilities in Camelford

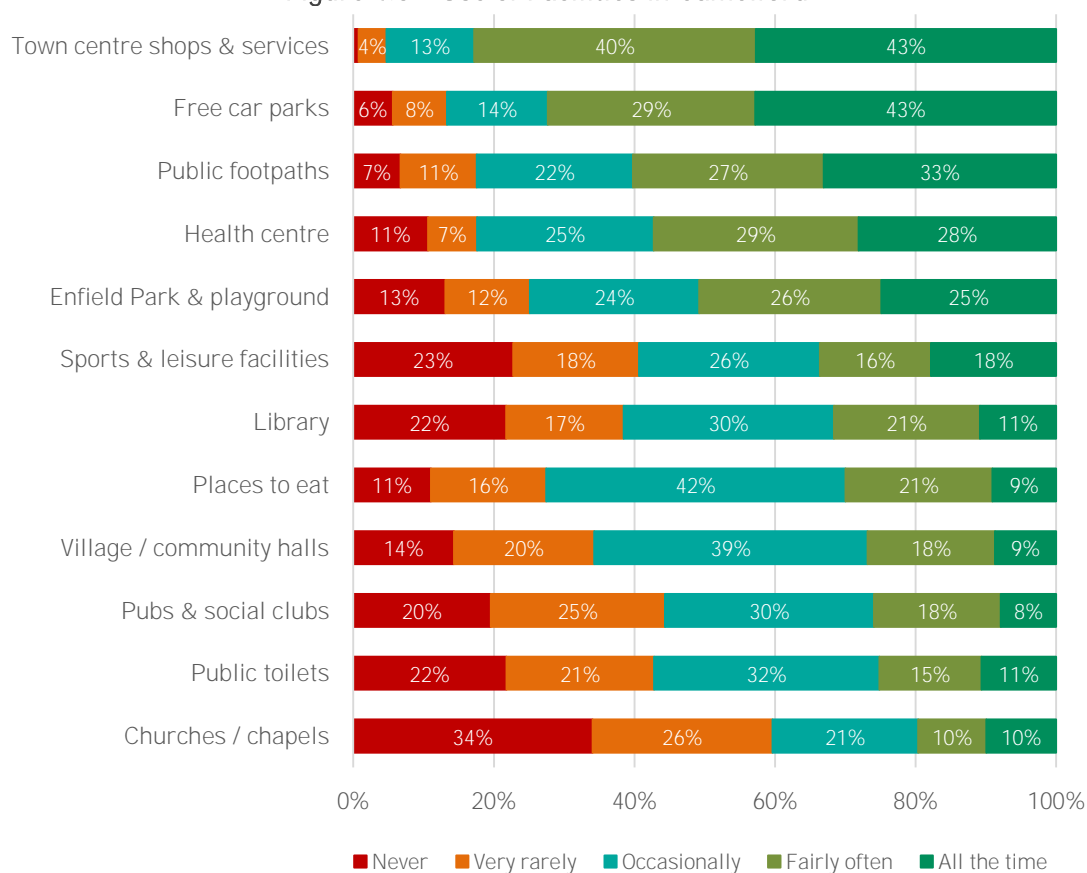


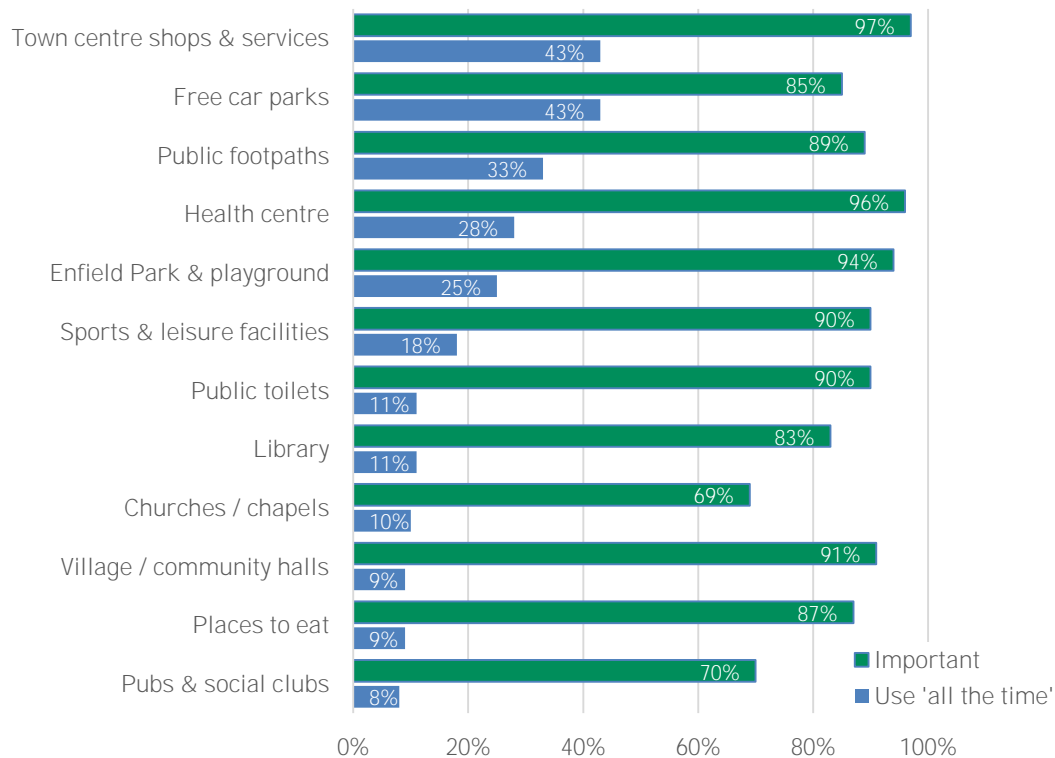
Table 4.7 – Use of Facilities in Camelford by Age Groups

% saying 'Fairly often' or 'All the time'	All	16 to 34	35 to 64	65+
Base	414	49	200	160
Town centre shops & services	83%	80%	81%	86%
Free car parks	72%	73%	70%	74%
Public footpaths	60%	69%	61%	56%
Health centre	57%	45%	46%	76%
Enfield Park & playground	51%	59%	49%	51%
Sports & leisure facilities	34%	57%	38%	20%
Library	31%	33%	30%	32%
Places to eat	30%	41%	31%	27%
Village / community halls	27%	35%	25%	27%
Pubs & social clubs	26%	25%	26%	27%
Public toilets	26%	31%	21%	30%
Churches / chapels	20%	15%	17%	25%

Whilst all the listed amenities were considered important, few are used by people 'all the time.' The stand-out exceptions are 'town centre shops & services', important for 97% and used frequently by 43%, going hand-in-hand with 'free car parks', important for 85% and used frequently by 43%.

69% believe it is important for churches and chapels to be available, with just 10% say they actually use 'all the time.'

Figure 4.7 – What's Important vs What's Used

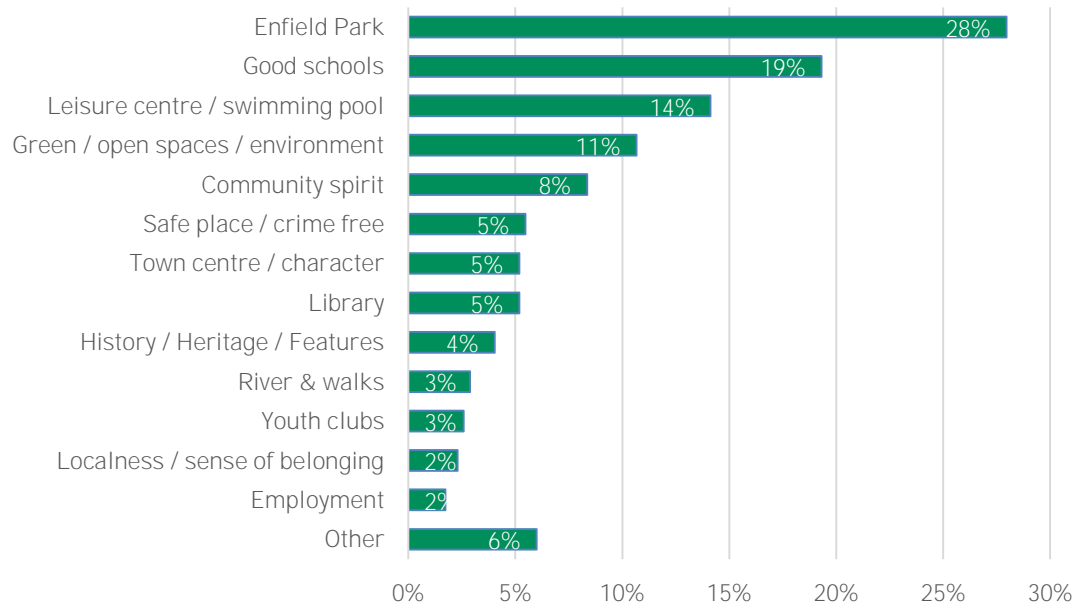


Participants were asked what was important to preserve in Camelford for "our children's future", with the open question allowing them to express freely where they saw value in terms of community, physical and spatial assets. (Although asked for "one thing", many provided answers that encompassed more than one thing; all answers were taken and thematically coded – see Figure 4.8.)

Many see Enfield Park as a potential "jewel in the crown" (especially among younger people - Table 4.8) and this came top of the list. Given that we asked the question in terms of the future for our children's benefit, it should be no surprise that answers around 'good schools' was mentioned by about one in five people. The leisure centre, which local people fought hard for to retain a few years ago, was mentioned in third place.

“If we should preserve one thing about Camelford for our children’s future, what would it be?”

Figure 4.8 – Important to Preserve



Other answers mentioned by at least one participant each include ‘Police’, ‘Pop-in centre’, ‘carnival’, ‘free car park’, ‘toilets’, ‘public transport’, ‘health centre’, ‘limiting the size of town (growth)’, and ‘banks.’

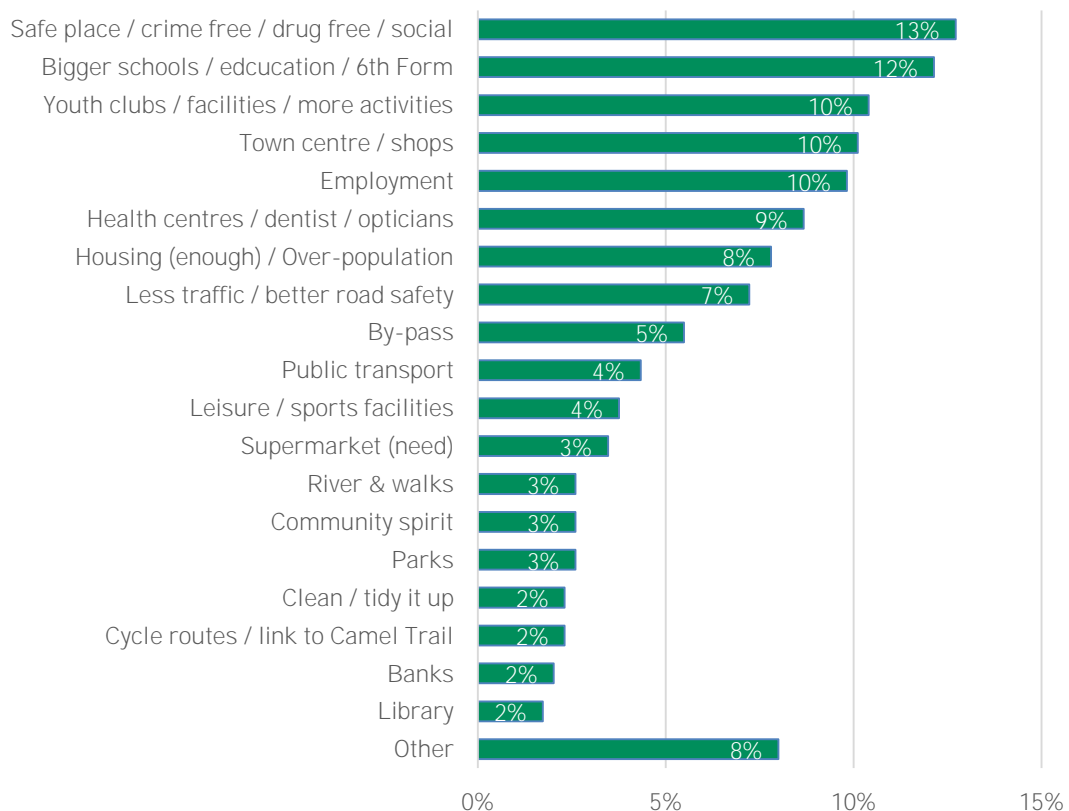
Table 4.8 – Important to Preserve by Age Groups

	All	16 to 34	35 to 64	65+
Base	359	40	177	139
Enfield Park	27%	43%	26%	24%
Good schools	19%	13%	20%	20%
Leisure centre / swimming pool	14%	13%	15%	14%
Green / open spaces / environment	11%	15%	12%	7%
Community spirit	8%	18%	9%	5%
Safe place / crime free	6%	8%	6%	4%
Library	5%	5%	3%	8%
Town centre / character	5%	3%	6%	5%
History / Heritage / Features	4%	3%	3%	5%
River & walks	3%	3%	3%	4%
Youth clubs	3%	0%	1%	6%
Localness / sense of belonging	2%	0%	2%	3%
Employment	2%	0%	1%	3%

Participants were asked the further question of what we should look to improve to make Camelford a better place for our children’s future. Answers were wide and varied but commonly identified matters of current dissatisfaction around community and social issues, as well as supporting previously identified areas that should be preserved. Some answers go hand-in-hand with others: for instance, ensuring that young people are engaged in worthwhile activities and have employment prospects may have a positive impact on reducing concerns around Camelford as a safe a place to grow up in. (Figure 4.9.)

“And if we should look to improve one thing to make Camelford better for our children in the future...?”

Figure 4.9 – Areas to Improve



Other answers mentioned by at least one participant each include: ‘signage’, ‘cinema’, ‘no supermarkets’, ‘green / open spaces / environment’, ‘localness / sense of belonging’, ‘policing’, ‘skate park’, ‘infrastructure to support growth’, ‘Youth Council / involving young people’ and ‘affordable housing needed.’

Table 4.9 – Areas to Improve by Age Groups

	All	16 to 34	35 to 64	65+
Base	358	42	177	134
Safe place / crime free / drug free / no anti-social behaviour	13%	17%	14%	10%
Bigger schools / education facilities / 6th Form	12%	24%	8%	13%
Youth clubs / facilities / more activities	10%	12%	12%	7%
Town centre / shops	10%	19%	8%	10%
Employment	10%	12%	12%	7%
Health centres / dentist / opticians	9%	14%	10%	6%
Housing (enough) / Over-population	8%	7%	8%	7%
Less traffic / better road safety	7%	0%	8%	8%
By-pass	5%	2%	3%	8%
Public transport	4%	0%	6%	4%
Leisure / sports facilities	4%	0%	5%	3%
Supermarket (need)	3%	5%	2%	4%
Parks	3%	7%	2%	1%
Community spirit	3%	2%	2%	5%
River & walks	3%	2%	3%	2%
Cycle routes / link to Camel Trail	2%	0%	5%	0%
Clean / tidy it up	2%	0%	2%	3%
Banks	2%	2%	2%	1%
Library	2%	0%	3%	1%

Participants were asked to rate Camelford against a number of criteria (Figure 4.10) and as a place to enjoy various activities (Figure 4.11.) Responses were provided on a five point scale, from 'very good' to 'very poor.'

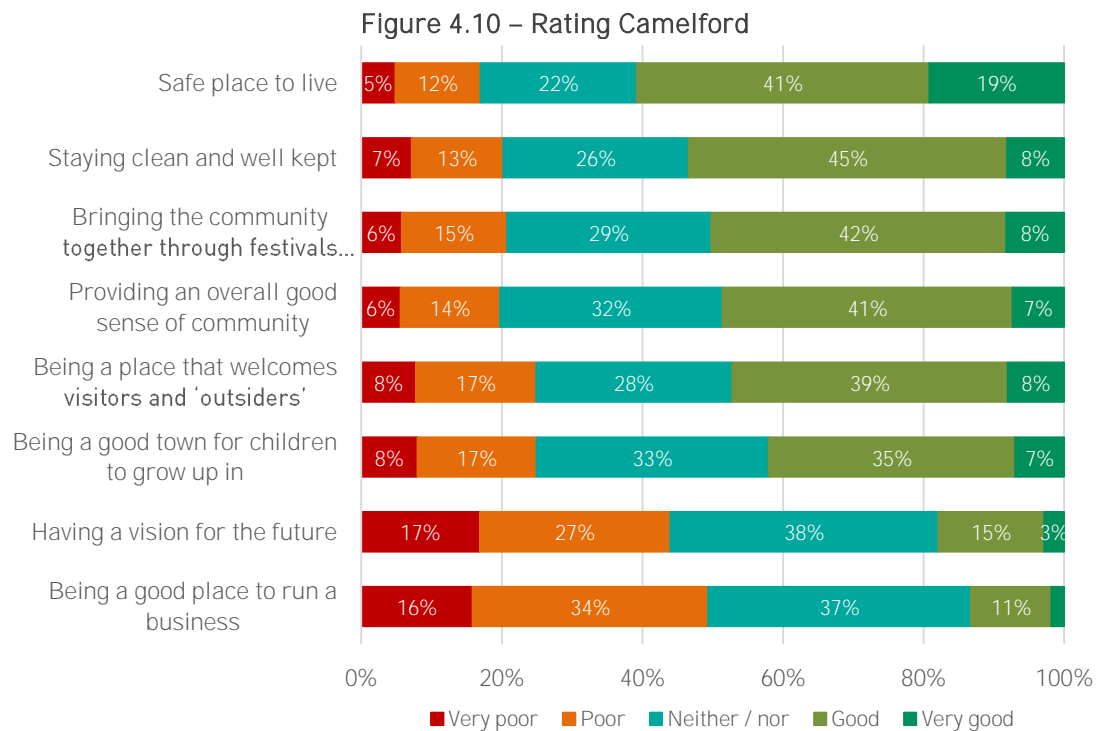
In summary, according to those who rate it 'good' or 'very good', Camelford is:

- A safe place to live – 60%
- Clean and well kept – 53%
- Good at bringing the community together through festivals & events – 50%

Camelford is perceived not to be a good place for:

- Running a business – 50% rate poor and only 13% as good
- Having a vision for the future – 44% poor and 18% good

“How would you rate Camelford for the following?”



Looking at variations by age (Table 4.10):

- Older people feel safer than younger people
- Fewer younger people feel Camelford is welcoming than older people

...and by time living in Camelford (Table 4.11):

- As time spent living in Camelford increases, opinion of Camelford providing an overall good sense of community decreases

Table 4.10 – Rating Camelford by Age Groups

% saying 'Good' or 'Very good'	All	16 to 34	35 to 64	65+
Base	413	49	201	158
Safe place to live	61%	49%	55%	73%
Staying clean and well kept	54%	63%	52%	55%
Bringing the community together through festivals and events	50%	49%	48%	54%
Providing an overall good sense of community	48%	59%	44%	51%
Being a place that welcomes visitors and 'outsiders'	47%	39%	43%	54%
Being a good town for children to grow up in	42%	34%	42%	44%
Having a vision for the future	18%	20%	15%	22%
Being a good place to run a business	13%	20%	12%	13%

Table 4.11 – Rating Camelford by Time in Camelford

% saying 'Good' or 'Very good'	All	<5 years	5 to 9 years	10 to 19 years	20+ years
Base	413	76	57	113	162
Safe place to live	61%	56%	61%	63%	61%
Staying clean and well kept	54%	62%	60%	51%	50%
Bringing the community together through festivals and events	50%	54%	47%	47%	52%
Providing an overall good sense of community	48%	57%	51%	46%	44%
Being a place that welcomes visitors and 'outsiders'	47%	49%	34%	43%	51%
Being a good town for children to grow up in	42%	35%	33%	47%	44%
Having a vision for the future	18%	19%	9%	15%	22%
Being a good place to run a business	13%	13%	14%	15%	10%

Camelford is considered a good place for its locality and health benefits by most people, though for many does not have a good offer for enjoying a night out or enjoying cycling (both with neutral or negative 'net' scores.)

“How would you rate Camelford as a place from which to enjoy the following?”

Figure 4.11 – Rating Camelford as a Place to Enjoy

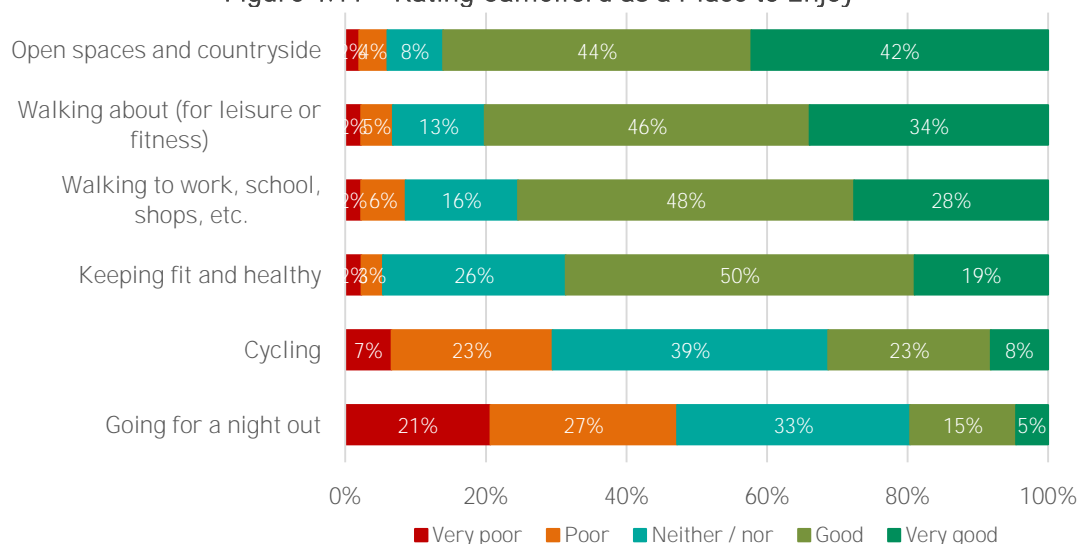


Table 4.12 – Rating Camelford as a Place to Enjoy by Age Groups

% saying 'Good' or 'Very good'	All	16 to 34	35 to 64	65+
Base	416	49	201	161
Open spaces and countryside	87%	84%	85%	89%
Walking about (for leisure or fitness)	80%	82%	78%	82%
Walking to work, school, shops, etc.	75%	85%	73%	75%
Keeping fit and healthy	69%	73%	69%	66%
Cycling	31%	42%	31%	30%
Going for a night out	20%	21%	21%	19%

Table 4.13 – Rating Camelford as a Place to Enjoy by Time in Camelford

% saying 'Good' or 'Very good'	All	<5 years	5 to 9 years	10 to 19 years	20+ years
Base	408	77	58	109	161
Open spaces and countryside	87%	92%	84%	88%	84%
Walking about (leisure or fitness)	80%	82%	79%	81%	78%
Walking to work, school, shops...	75%	78%	75%	74%	74%
Keeping fit and healthy	69%	73%	61%	66%	70%
Cycling	31%	31%	32%	27%	35%
Going for a night out	20%	20%	18%	19%	20%

4.5 Commercial Offer

This section looks at the requirements and appetite for business and supply to Camelford residents, including how and where people go to access shops and how that maps to the need for local delivery.

Nearly all participants were wholly or partially responsible for their household shopping. On average, residents are using more than one location for their 'main' food and grocery shopping, with only a third saying they do this in Camelford. 37% usually make a special journey to do their shopping (rather than combine with another routine journey.)

The true picture is more acute: Only 12% do their main shop in Camelford and nowhere else and 7% only use online shopping (from supermarkets) and nowhere else (Figure 4.13.) Those using supermarkets in other major towns are generally 'shopping around'; for example, 36% of those using Bodmin also use Wadebridge, and 35% of Launceston shoppers also use Bodmin (Table 4.14.)

“Are you responsible for your household grocery shopping?”

And if so...

“Where do you mostly do your main household food & grocery shopping?”

Figure 4.12 – Responsible for Household Shopping

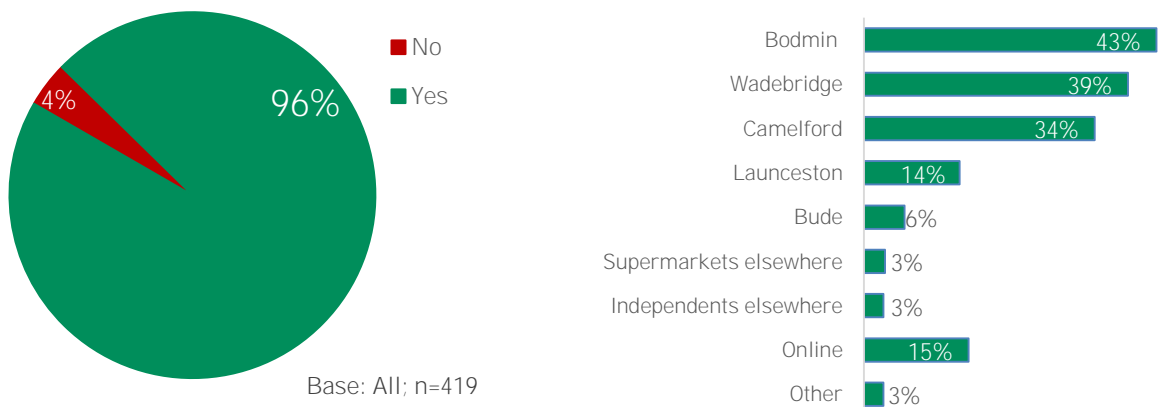


Figure 4.13 – Camelford vs Other for Shopping

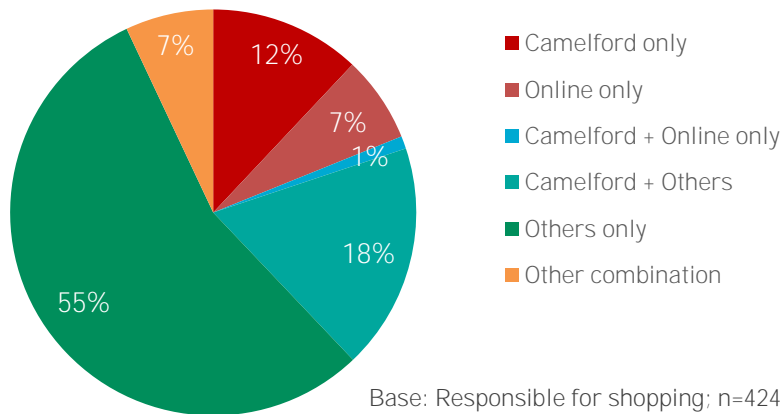


Table 4.14 – Main Shopping Areas Used (Combinations)

% using	Camelford	Wadebridge	Bodmin	Launceston	Online
Base	133	153	170	56	60
Camelford	-	29%	26%	21%	27%
Wadebridge	34%	-	36%	45%	23%
Bodmin	33%	40%	-	36%	28%
Launceston	9%	16%	12%	-	5%
Online	12%	9%	10%	5%	-

Those shopping in Camelford only are more likely:

- Not to have use of a car (31%³ vs 12% mean) and rely on public transport to get around (25%⁴ vs 12% mean)
- To be in a single person household (25%³ vs 12% mean)
- To have a disability (19%⁴ vs 12% mean)

Those shopping online only are more likely:

- To have lived in Camelford for between 2 and 4 years (18%³ vs 7% mean)
- To live in a household with one under 18 resident (17%³ vs 7% mean), and specifically in a 'two-adult with children household' (16%³ vs 7% mean)
- To be an adult in full time or part time work (11%³ vs 7% mean.)

³ Significant to 99% level

⁴ Significant at 95% level

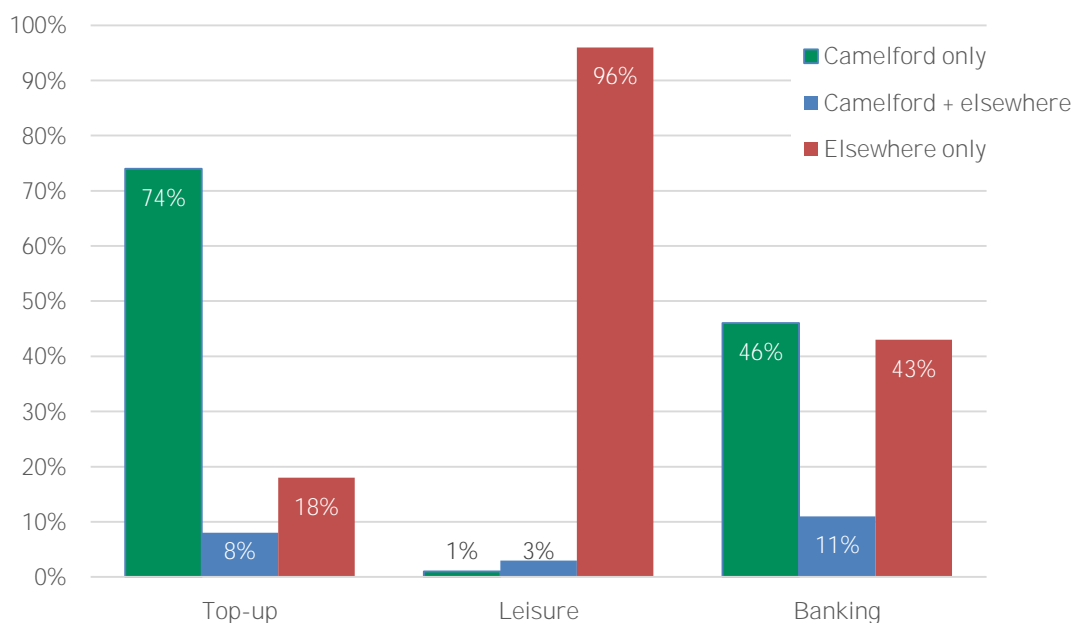
Over 80% of residents do their top-up shopping in Camelford, with three quarters only using Camelford. However, almost no one uses Camelford for non-grocery or leisure shopping. Up until the time that this survey was conducted, over half (57%) of residents used Camelford banks when they needed counter services⁵.

“Where do you mostly do your top-up household food & grocery shopping?”

“Where do you mostly do your non-grocery or leisure shopping?”

“Where do you mostly do your banking, such as for paying in cheques or accessing the bank’s counter service?”

Figure 4.14 – Other Retail Requirements

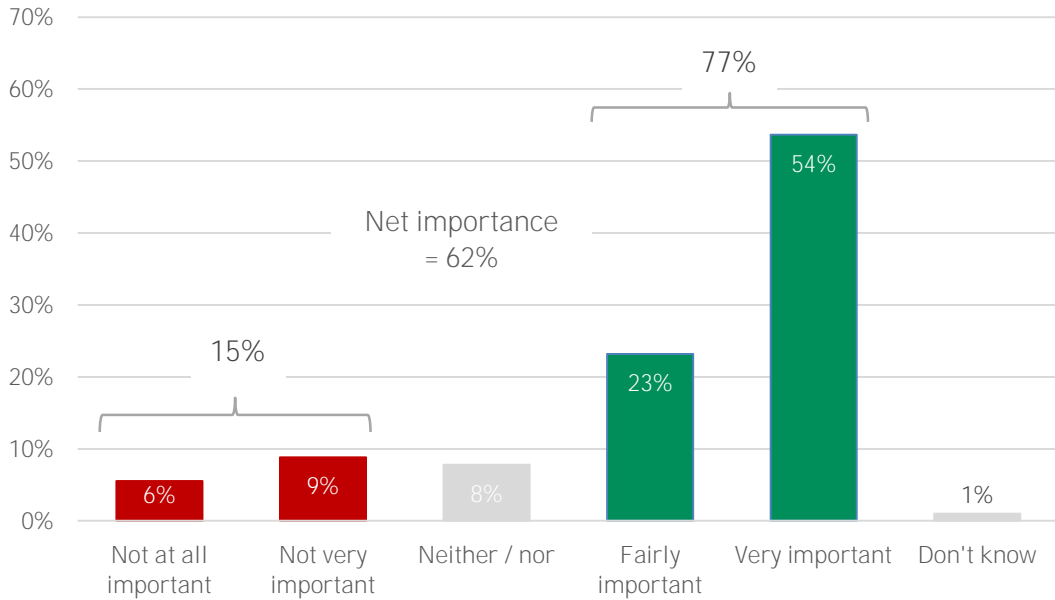


Base: All responding; n=396 / 415 / 415

⁵ At the time of publication, Camelford has just one bank remaining (Barclays) which is also scheduled to close this year.

“How important is it for Camelford’s plans for its future to consider larger retail developments?”

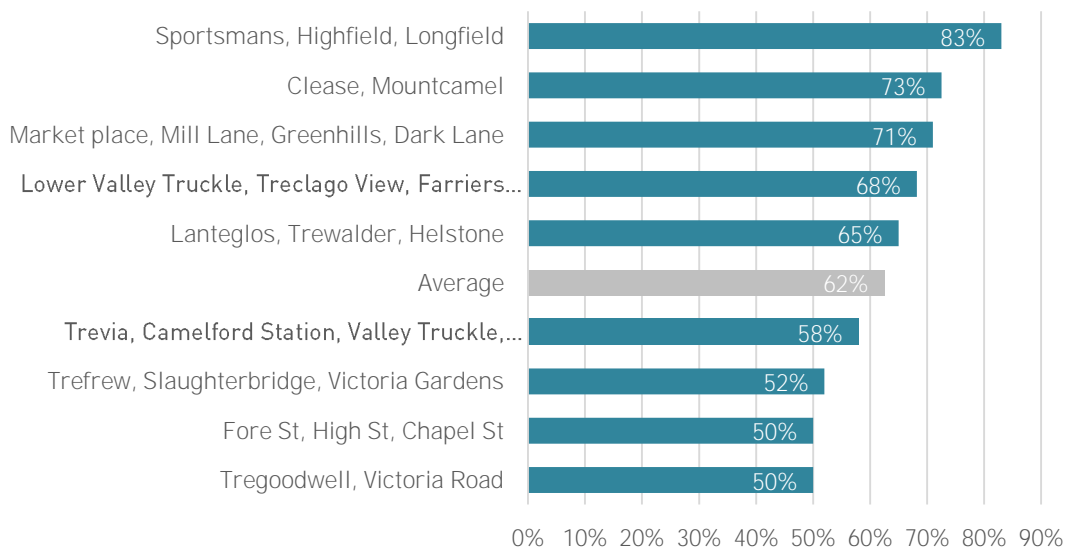
Figure 4.15 – Importance of Considering Larger Retail for Camelford



Base: All responding; n=412

The ‘net difference’ between those who say important and those who say not important (or, sum of the top two minus sum of the bottom two) provides another way to consider differences between groups. Figure 4.16 shows the ‘net importance’ according to the broad location of where participants live.

Figure 4.16 – Net Importance of Considering Larger Retail by Resident Area

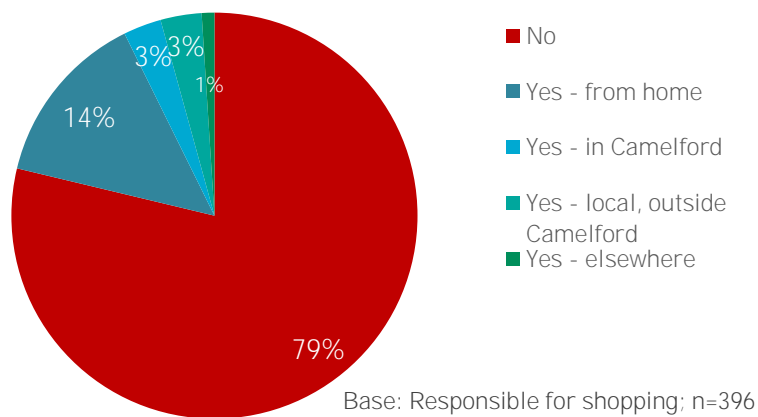


Base: All responding; n=412

The Neighbourhood Plan provides an opportunity to make policies to support home working or live-work spaces. As well as understanding how Camelford residents use and depend upon commercial services (such as retail), it is also important to consider those who run businesses themselves to earn their living. Participants were asked whether they or anyone in their household ran a business. 21% have someone in the household who runs a business. 14% overall have a home-based business. (Figure 4.17.)

“Do you or anyone in your household own and run a business?”

Figure 4.17 – Running a Business in Camelford

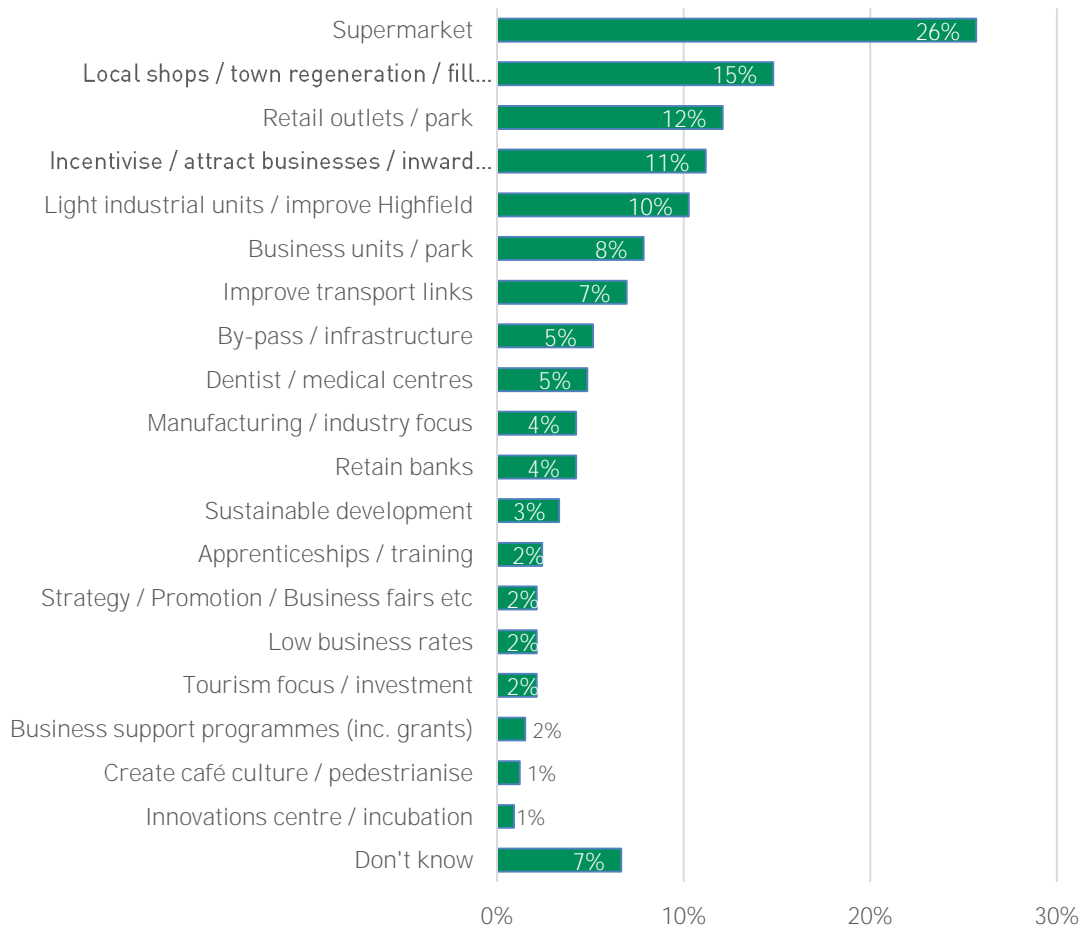


(N.B. An annex survey questionnaire distributed to 80 business premises alongside yielded very few responses and insufficient data to draw directional results. PFA Research will be pleased to advise future consultation activities by working groups addressing business and retail policies.)

Participants see the development of retail services (especially a supermarket) and a regenerated, thriving town centre as key to helping create employment for local people. They suggest having a retail park and places for entrepreneurs to run businesses (through light industrial and business units), together with strategy for actively promoting Camelford as an enterprising town. (Figure 4.18)

“What do you think Camelford needs to help create employment for local people?”

Figure 4.18 – Running a Business in Camelford



Base: All responding; n=343

4.6 Public Transport

The vast majority (92%) of people own or have use of a car and do not require public transport to get around – higher than the 89% average for Cornwall as a whole⁶. Almost two thirds have not used public transport from Camelford within the last three years with 43% having never done so. (Figure 4.20.)

“Do you own or have use of a car?”

“Do you rely on public transport to get around?”

“Are public transport services to/from Camelford sufficient for your needs?”

Figure 4.19 – Transport Dependency

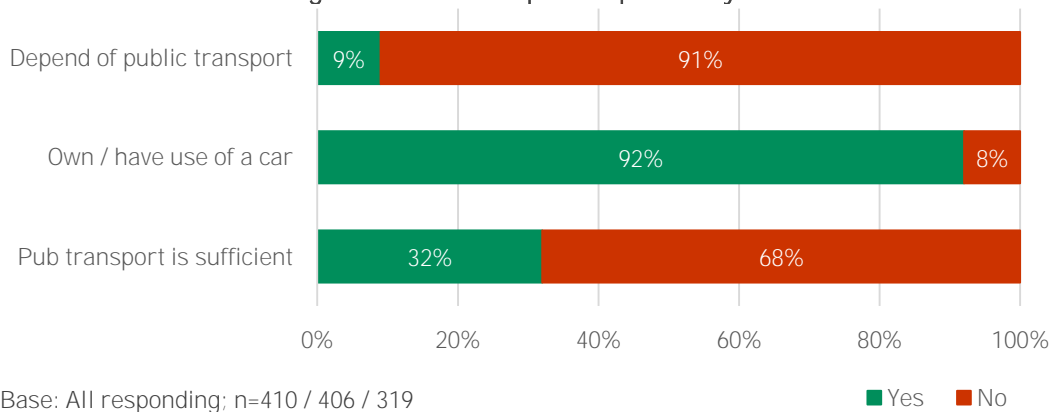
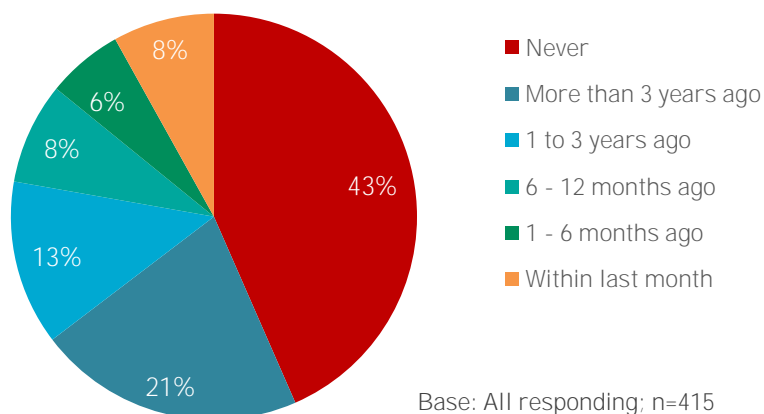


Figure 4.20 – Last Time Used Public Transport



⁶ UK Census data says 11.1% of people in the Cornwall Community Network Area do not have access to a car.

Over 65s are most likely to have used public transport from Camelford within the last three years and the 35 to 64s least likely. (Table 4.15.) Further, single adults are the most likely and single parents the least likely. (Table 4.16.)

Table 4.15 – Last Time Used Public Transport by Age Groups

	All	16 to 34	35 to 64	65+
Base	415	49	198	163
Never	43%	33%	52%	34%
More than 3 years ago	21%	29%	24%	17%
1 to 3 years ago	13%	18%	8%	18%
6 - 12 months ago	8%	8%	7%	9%
1 - 6 months ago	6%	2%	3%	12%
Within last month	8%	10%	7%	9%

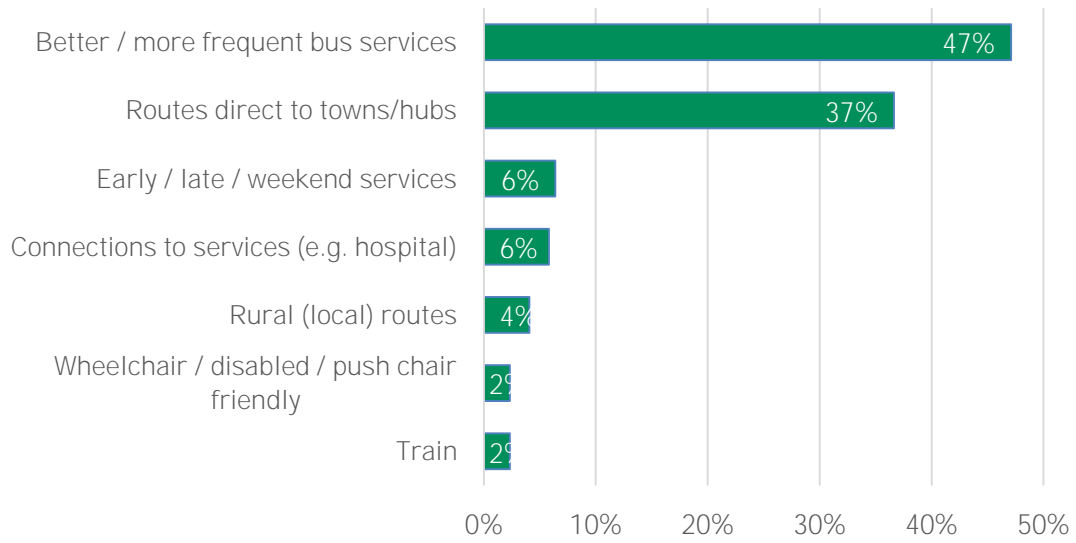
Table 4.16 – Last Time Used Public Transport by Household Composition

	All	Single Adult	Two Adults	3+ Adults	Single Parent	2 Adult Family
Base	415	78	188	41	26	78
Never	43%	40%	44%	39%	38%	47%
More than 3 years ago	21%	13%	18%	29%	46%	24%
1 to 3 years ago	13%	12%	15%	17%	12%	12%
6 - 12 months ago	8%	12%	9%	2%	0%	8%
1 - 6 months ago	6%	6%	9%	2%	0%	3%
Within last month	8%	18%	6%	10%	4%	8%

For those who consider public transport is not sufficient for their needs, they describe requiring services that are reliable, frequent and having destinations that are direct. Participants also describe needing services that suit them for getting to and from work in other towns in the mornings and evenings, as well as services into the night and at weekends. (Figure 4.21.)

“If not sufficient, what public transport service do you need?”

Figure 4.21 – Public Transport Services Needed



Base: Those saying not sufficient; n=179

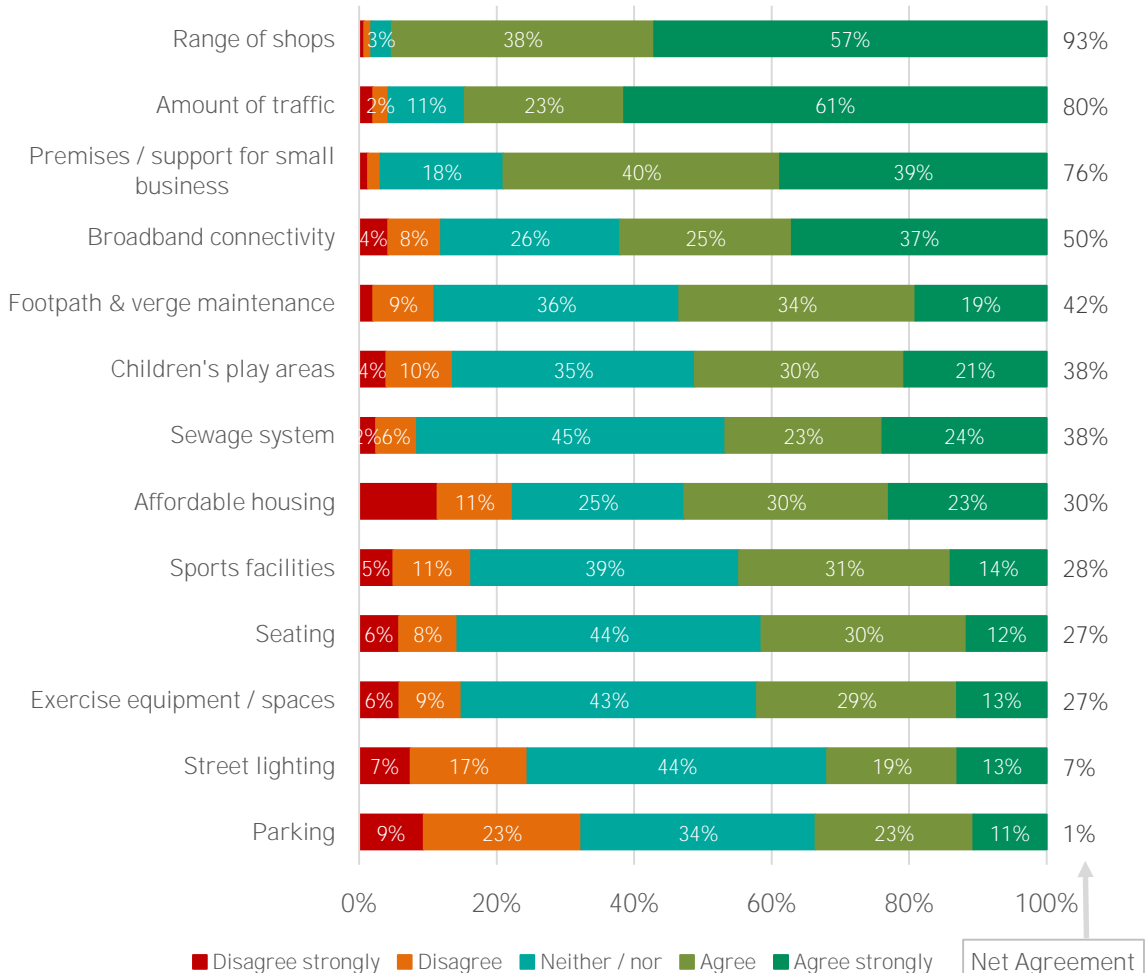
4.7 Infrastructure

This section considers the areas and ways that Camelford should improve, according to the wishes of local people. Above all else, residents want to see improvements to the 'range of shops' (95% agree) and the 'amount of traffic' (84%) within Camelford. (Figure 4.22.)

Issues such as 'footpath & verge maintenance' and the 'sewerage system' are more of a concern for older people than younger people. Younger people are more likely to be concerned about 'sports facilities' and 'children's play areas.' (Table 4.17.)

“To what extent do you agree or disagree that the following need to be improved in Camelford?”

Figure 4.22 – Improvements to Camelford



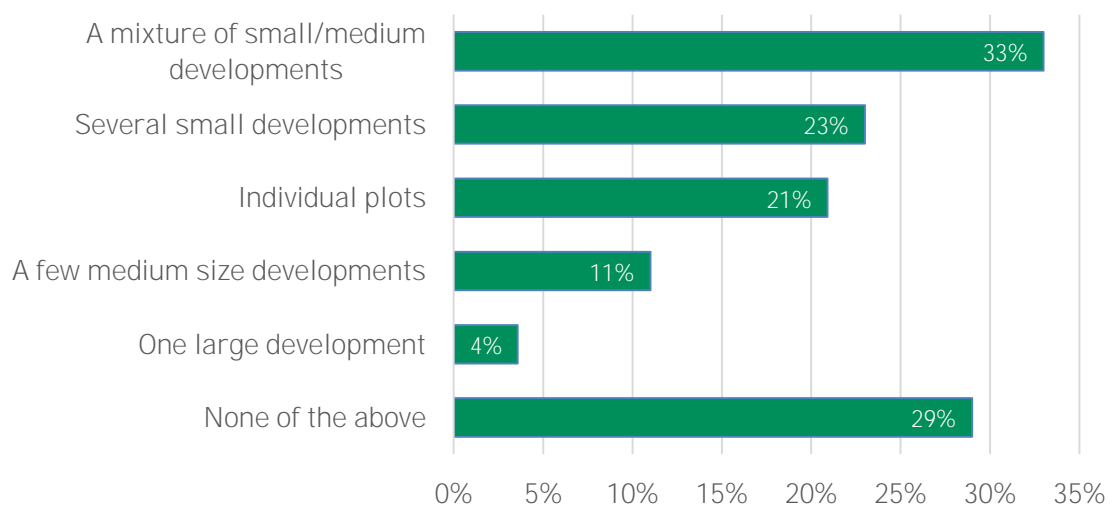
Base: All responding; n=415

Table 4.17 – Improvements to Camelford by Age Groups

<i>% saying 'Agree' or 'Agree strongly'</i>	All	16 to 34	35 to 64	65+
Base	415	49	199	162
Range of shops	94%	88%	96%	95%
Amount of traffic	84%	78%	80%	91%
Premises / support for small business	79%	73%	78%	82%
Broadband connectivity	62%	54%	63%	63%
Footpath & verge maintenance	53%	39%	51%	60%
Affordable housing	53%	55%	55%	49%
Children's play areas	52%	59%	55%	44%
Sewage system	47%	26%	42%	60%
Sports facilities	45%	61%	46%	39%
Exercise equipment / spaces	42%	45%	46%	36%
Seating	42%	33%	40%	48%
Parking	34%	24%	29%	43%
Street lighting	32%	29%	33%	32%

In terms of housing development, 29% do not believe any further development is suitable for Camelford. Participants' understanding or perceptions of what small, medium or large developments may differ; a third (33%) think a mixture of small and medium size developments would be suitable for Camelford in the future whereas 23% would prefer several small developments. Only 4% suggested that a single large development would be appropriate. (Figure 4.23.)

Figure 4.23 – Suitable Future Housing



Base: All responding; n=408

5 Survey Participation

This section presents the survey sample collected and sets it against the National Census Neighbourhood Statistics where possible⁷.

5.1 Representation

All nine of the Census output areas within the Parish are represented within the survey. There is a disproportionately lower representation within the area '4' (E00095642), '5' (E00095643) and '6' (E00095644). There are slight over representations of areas '1' (E00095638), '2' (E00095640) and '7' (E00172779.) Other areas have a profile representation within 1% of census statistics. 14 participants were known not to be resident within the parish boundaries but had an affinity or close interest in Camelford and the results of the survey. (Table 5.1.) 10 participants declined to provide a detailed postcode that allowed mapping to take place.

A profile of the overall Camelford output area according to census data (2011) is presented in Table 3.2.

Table 5.1 – Survey Sample by Output Area

Area	Sample	Distr.	Census
	424		
1 E00095638 Tregoodwell, Victoria Rd, Sunnyside, Warrens Fld	66	17%	13%
2 E00095640 College Rd, Market Place, Mill Lane, Dark Lane	53	14%	10%
3 E00095641 Clease Meadows, Clease Rd, Mount Camel	41	11%	10%
4 E00095642 Wks Rise, Longfield Dr, Sportsmans, Highfield Rd	52	13%	17%
5 E00095643 Fore St, High St, Chapel St	22	6%	12%
6 E00095644 Trewalder, Helstone, Lanteglos, Valley Truckle	43	11%	13%
7 E00172779 Beechwood Drive, Slaughterbridge	53	14%	9%
8 E00172785 Trevia, Bowood Park, Camelford Stn, Trefrew Rd	36	9%	8%
9 E00172788 Treclago View, Dymond Close, Farriers Green	22	6%	7%
Other + unknown postcode	22		

⁷ UK Census Camelford Output Area: <http://www.ukcensusdata.com/camelford-e05008212>

5.2 Survey Sample Profile

Table 5.2 – Sample: Age by Gender

	Census	All	Male	Female
Base		418	137	281
16 to 17	3%	0%	1%	0%
18 to 24	8%	3%	4%	3%
25 to 44	29%	21%	12%	26%
45 to 64	34%	36%	31%	37%
65 to 74	15%	25%	32%	21%
75 or over	12%	15%	20%	12%
Total			33%	67%
Census data			48%	52%

Younger residents (under 35s) are more likely to identify with ‘Cornish’ ethnicity (43%) than older people aged 65 and over (27%.)

Table 5.3 – Sample: Ethnicity

	All	16 to 34	35 to 64	65+
Base	416	49	201	162
White - Cornish	30%	43%	31%	27%
White - British	66%	53%	65%	70%
White - Irish	<1%	-	<1%	1%
White - Other White Background	1%	-	2%	2%
Mixed - White and Black Caribbean	-	-	-	-
Mixed - White and Black African	<1%	-	1%	-
Mixed - White and Asian	<1%	-	1%	-
Mixed - Other Mixed, multiple ethnic background	<1%	-	1%	-
Asian / Asian British - Indian	-	-	-	-
Asian / Asian British - Pakistani	-	-	-	-
Asian / Asian British - Bangladeshi	-	-	-	-
Asian / Asian British - Other Asian background	-	-	-	-
Black - Caribbean	<1%	2%	-	-
Black - African	-	-	-	-
Black - Other Black Background	-	-	-	-
Other ethnic group - Chinese	-	-	-	-
Other ethnic group - other group	<1%	2%	-	1%

“Do any members of your household have long-standing illness, disability or infirmity?”

If yes...

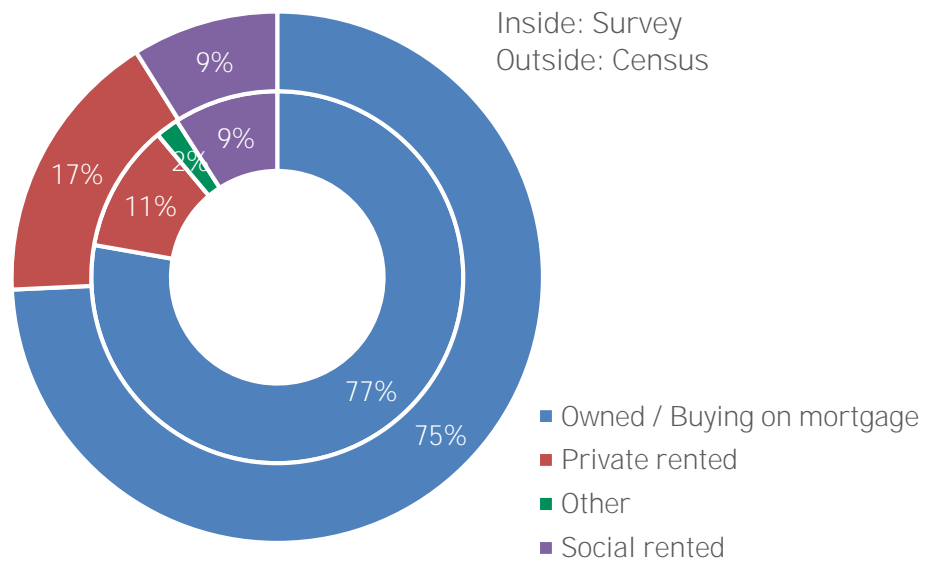
“Does this illness or disability limit your / their activities in any way?”

Table 5.4 – Sample: Activities Limited by Disability or Long Term Health Problems

% of people in household	With illness, disability or infirmity	Limited activities	
		Survey	Census
Base	424	131	
No	68%	80%	77%
Yes – one person	25%	20%	23%
Yes – two or more people	7%		

“What is the tenancy arrangement for your property here?”

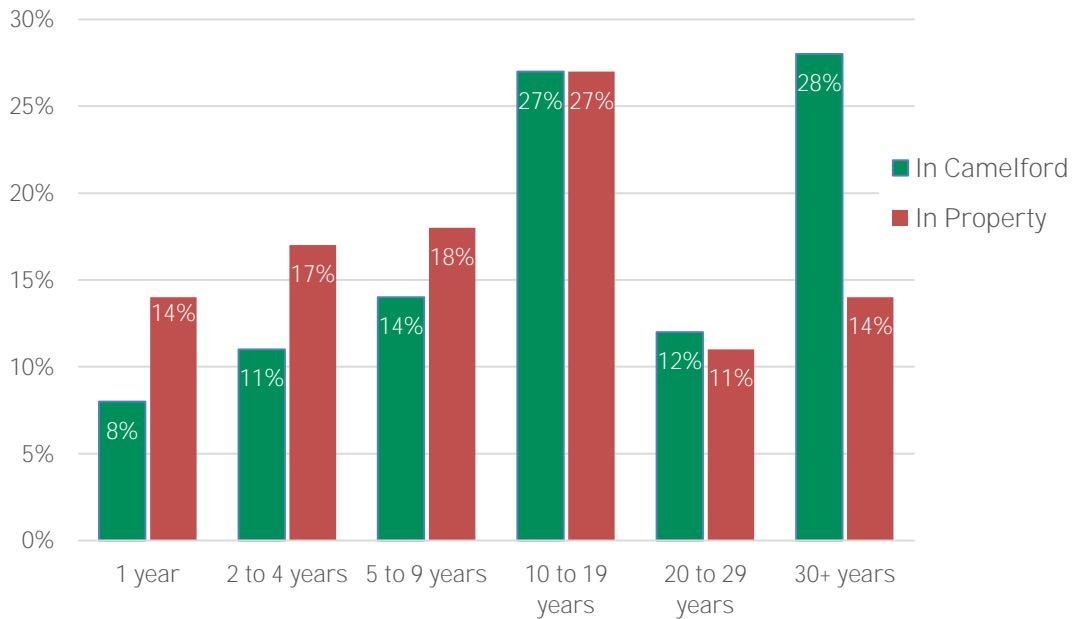
Figure 5.1 – Sample: Tenancy



Base: All responding; n=420

“How long have you lived (a) at this address and (b) in Camelford?”

Figure 5.2 – Sample: Time in Camelford & Property



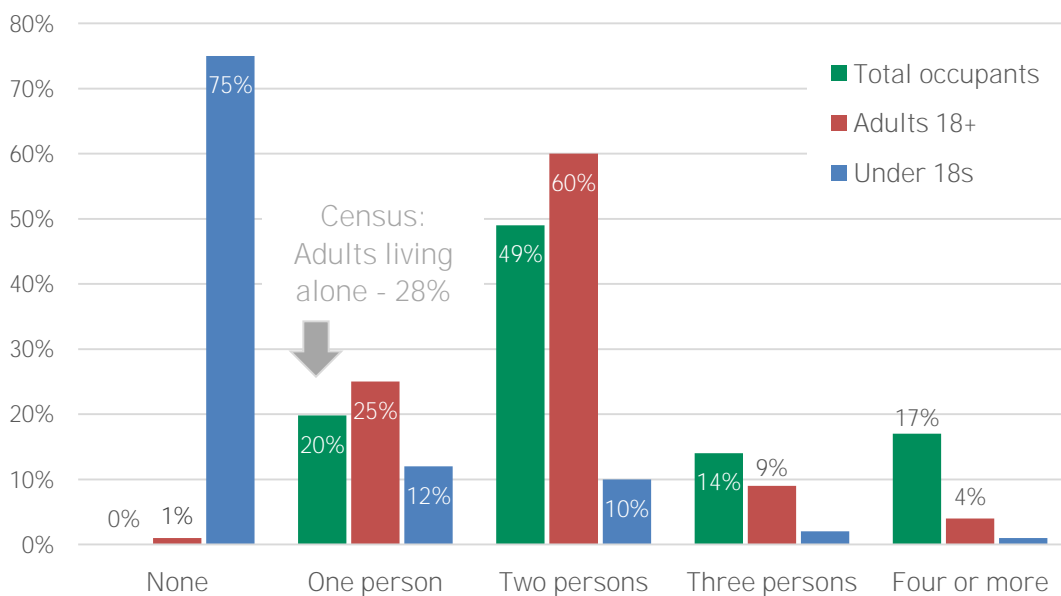
Base: All responding; n=419 / 421

Participants have lived in Camelford for 20.8 years on average and in their current property for 13.5 years.

20% of households have just one person living there. 1% have only under 18s residing. 25% have at least one under 18 living in the property.

“How many people live at this address?”

Figure 5.3 – Sample: Household Occupation

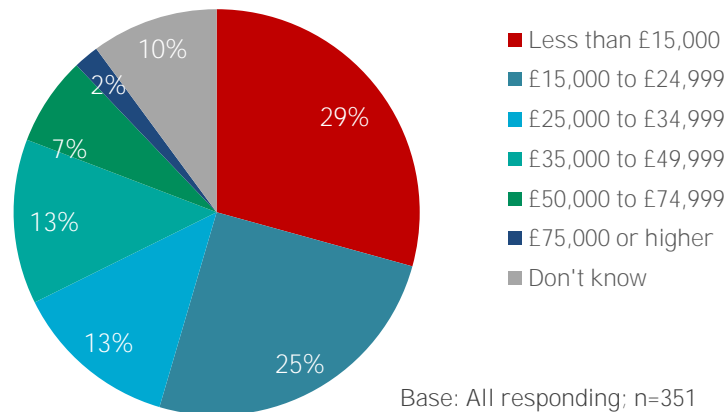


Base: All responding; n=424

More than half have a total household income of under £25,000.

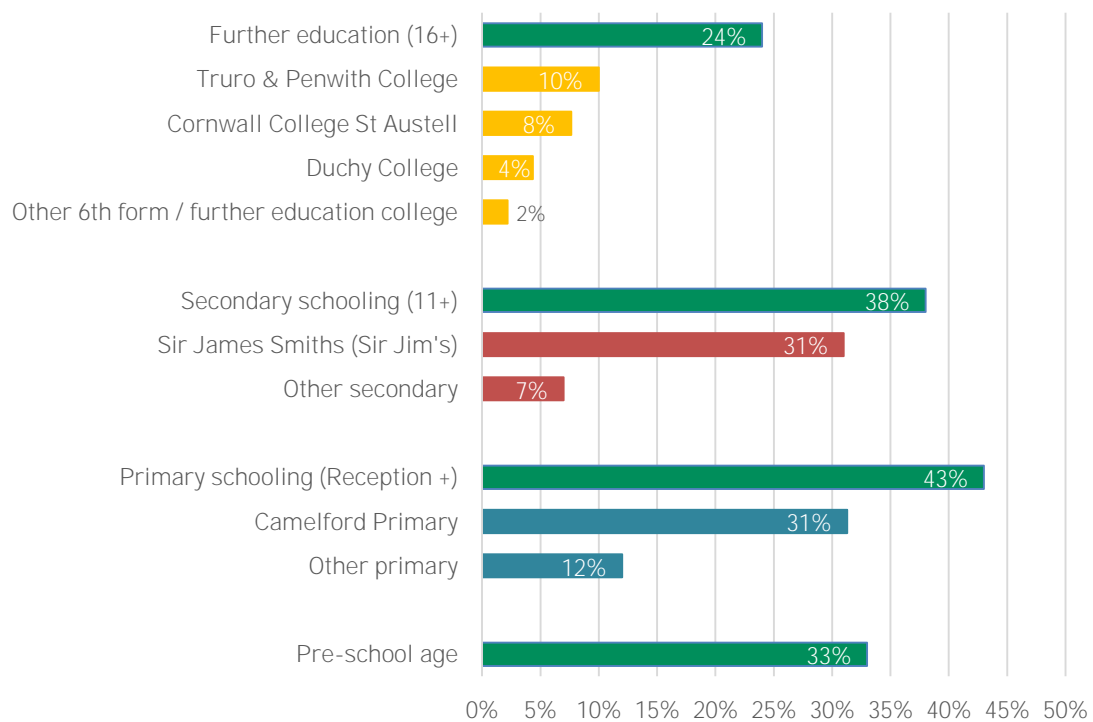
“What is your total household income (before tax)?”

Figure 5.4 – Household Income



“As from September 2015, what stage of education will your 'under 18' occupants be in?”

Figure 5.5 – Sample: U18s Education



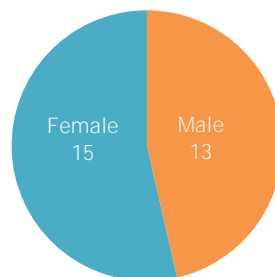
Base: Those with under 18s; n=101

6 Young People Survey

An additional and specially designed questionnaire aimed at young people was returned by 28 people aged 5 and over, providing insights from the young person's viewpoint. 13 were males and 15 females; 11 were primary school aged, 7 were secondary school-aged and the remainder older or age unknown. The survey was promoted through Sir James Smiths School via the School Council, was offered online and also via participants with children of the main survey completing interviews.

Gender: "Are you..."

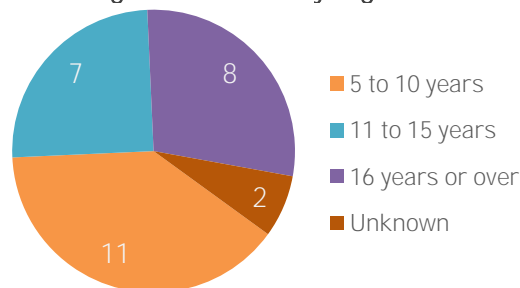
Figure 6.1 – Young Persons Survey: Gender



Base: All responding; n=28

Age: "How old are you?"

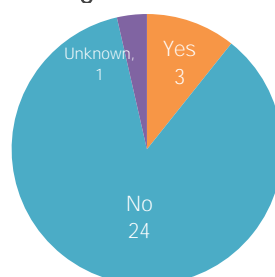
Figure 6.2 – Young Persons Survey: Age



Base: All responding; n=28

"Do you have a long-standing illness or disability that limits your activities in any way?"

Figure 6.3 – Young Persons Survey: Disability



Base: All responding; n=28

Participants were asked to think of the future and what they would like to be doing. The results show that young people have a wide and varied range of aspirations.

“Imagine you are 30 years old and it's in the future; you have left school or college and are "grown up". Tell us what you think you will be doing or what you want to be!”

5-10 years:

An adventurer.
Play cricket for England.
Mother, animal rescue.
I want to be a games designer and Lego maker or a builder.
I want to play cricket for England.
A teacher or vet.
Well I want to be an Olympian so I would ever be working on my swimming or looking after my future children.
Gun smith, painting as a hobby. I'll have dogs, chickens & ducks.
I'd like to be a marine biologist.
I think I would like to be a vet.

11-15 years:

I want to be in the performing arts. I want to be able to go to the beach and be a part time surfer/life guard.
I want to be a vet when I grow up, so when I am 30 I see myself working in a veterinary practice but one locally preferably in Camelford as that is where I want to stay for the rest of my life.
I would like to be an aeronautical engineer and go to university to study physics.
Art and design.
Doing - hopefully something that will make a difference, and earning a good wage with a large international company.
Farming.
I would like to go into the Royal Air Force.

16+ years:

Childcare, hopefully a teacher in Brighton!
A chef working my way up in the catering career ladder.
Professional musician.
Hopefully Hairdressing.
Struggling to find a job as I can't get to Truro on the busses.
To be a police officer.
I plan to hopefully be pursuing a career in psychology either in Yorkshire or another country.
Marketing campaign manager.

The majority (20 out of 28) say they enjoy living in Camelford, because they see it as a nice and friendly place that they are familiar with. Those who do not describe reasons reflecting safety concerns and a lack of activities for their age group.

“OK, back to the present.... Do you like living in Camelford?”

	Male	Female	Total
Yes	12	8	20
No	1	7	8

“If Yes – Why?”

Because it is a good place to live.
Because I know a lot of people.
Because there's no bad people like robbers.
Because it is so good.
I have lots of friends and the people are nice sometimes.
It's nice and quiet and I know lots of people.
Because it was where I was born and because there are loads of clubs to go to.
Because I go to Camelford Primary School. But we were going to be moving to Wadebridge. Luckily we didn't have time to and we got a dog.
There's lots of places that you can access like the countryside, leisure centre, park & library.
I like it because there are lots of physical activities nearby.
I like it because it is a friendly neighbourhood. There are places to play like the park, Fenteroon and the skate park.
Camelford is a nice community and it is close to the country side we have most of the facilities we need in Camelford, I especially love the leisure centre as I am very into swimming and they have lots of great activities to do there.
I like Camelford because it is a nice peaceful place most of the time and I live in the outskirts.
Yes I do but not as much as I used to as most of Camelford is now filled with new houses and Camelford as a town is dying. In addition, problems in and around Darlington.
I like Camelford as it's peaceful and there is stuff to keep you entertained.
Nice atmosphere, but there isn't much for someone my age to do here.
Rural, community feeling, coastal.
Can't get to Truro to work and busses run to lime Ted service. Omg I can't even get to Bodmin on the bus.
I think Camelford is a pretty town/village, it's where I've grown up.

Like small area, it's quiet and it's safe.
--

“If No – Why not?”

I don't like living in Camelford that much because there are loads around all the time. And there are load of druggies.

Too much drama and police getting over involved.
--

it has nothing to do for my age group.
--

I feel unsafe while walking through the town in the evening.
--

Nothing here, no good shop pubs are full of drunks and druggies skate park is wrecked.
--

Most businesses closed down, empty buildings in the Main Street, overcrowded, nothing much to offer locals, lack of jobs.

Nothing to do, don't feel safe.

Enfield Park, youth groups and the leisure centre are key activities for younger people. The older aged group among the young people survey appear to find it harder to find things to do to suit their age.

“What are the best things to do in Camelford for someone your age?”

5-10 years:

Go shopping.

The park.

Swimming, library.

The park, the walk.

Play in the park and the skate park but my mum doesn't always let me go. I have to have someone with me.
--

The park and football.

The park and clubs.

Go to the park, chats.

Library, swimming + badminton at the sports centre, park and definitely the woods by us.
--

Going down the park.

11-15 years:

Go out and play.

Go to the leisure centre where they do pool fun sessions and hold roller discos every month which are a really good way to meet up with friends and have fun.

I see my friends in the park but I usually stay inside because there are lots of dangerous people who smoke and do drugs.

Leisure centre, Karate, Young Farmers Club, Rangers.
--

Go meet up with friends...

There's not many things to do from Camelford so I stay at home or see my mates.

The only things kids my age do is smoke drugs in the park.

16+ years:

Go to the park, yeah, that's it.

Nothing.

Leisure centre activities, surfing (at Trebarwith), pub

Stay in as there's nothing to do.

Nothing.

Swimming

For my age group that's a hard answer as mainly I go into Wadebridge/Exeter/Truro with friends. Otherwise if we stay in Camelford we go on walks.

Walk to Roughtor, walk to Lanteglos, sit in the pub.

“Is there is something you would like to be able to do in Camelford that isn't available for you at the moment?”

5-10 years:

Buying sweets.

Play cricket in a team.

Climbing wall, dog park, toy store, class pets.

I would like a bigger park with more things to do in it like an assault course, more climbing things that are harder. the park has things for little kids and lots if it is getting old. I would like wooden carved animals in the trees for us to find like a trail. I would like a biking area for my mountain bike at the river.

Be able to play cricket in town.

No

Have a bike path and a bigger swimming pool instead of a 20meter pool. I want a 25 meter pool. Climbing wall and class pets. Toy stores. Juice bar, whole foods and a supermarket.

Not really.

More jobs.

11-15 years:

A place that only kids are allowed in- like a sort of cafe that is open on certain days where you can play and talk with a little checking from adults. I would like somewhere to play on my bike more like a mountain bike place or access to the school field so there is flat space.

I would like there to be a youth club because it would be good socially and would mean kids would have somewhere to go on Friday nights rather than roaming the streets.
Dentist, preferably not going all way to Wadebridge.
bowling, cinema, high street coffee shops, under 18 disco, teenage friendly meet up places where we can nice food and drink.

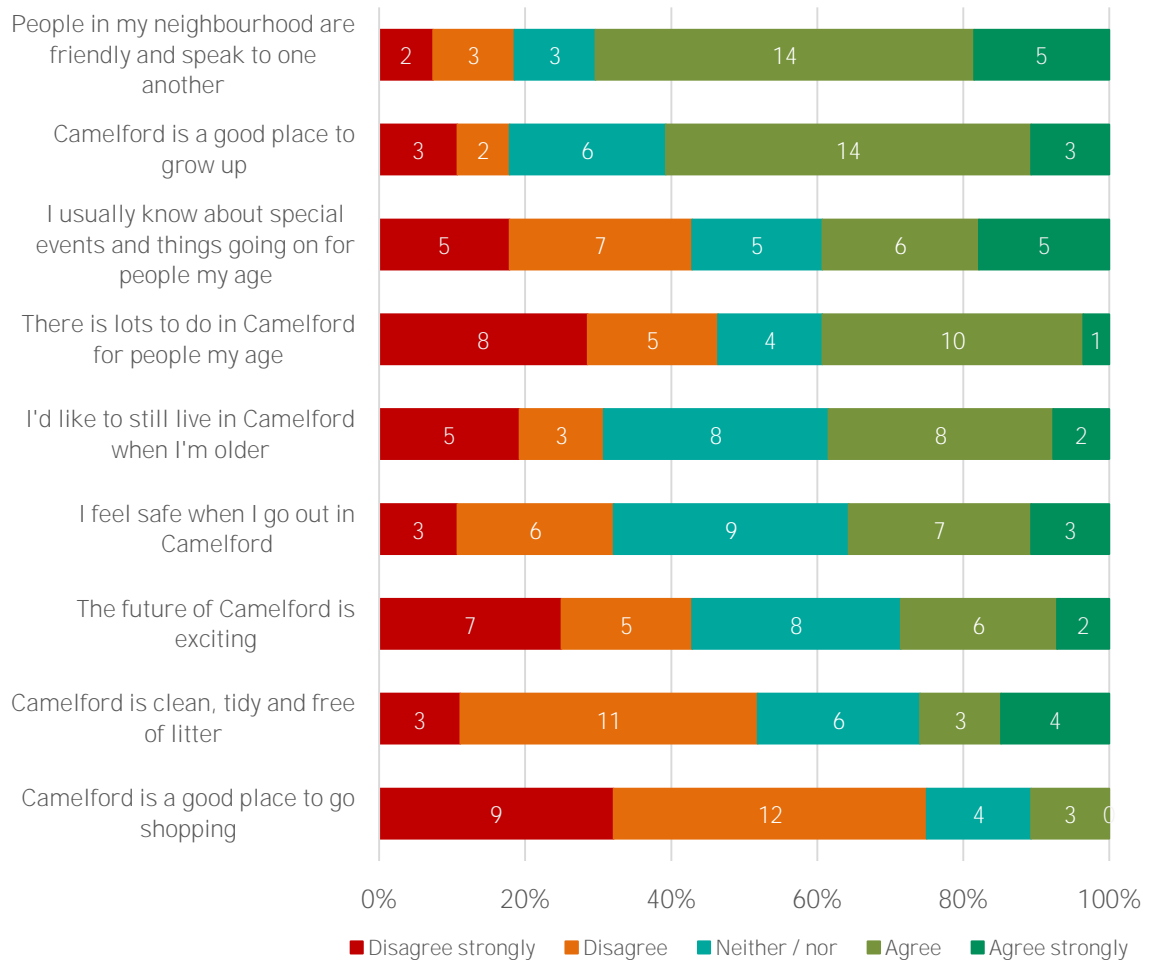
16+ years:

An area where teenagers can hang out 24/7.
Have a safe place to go where you can see friends and get support.
Travel to places other than Wadebridge on public transport (ideally access to a station too) Perform concerts in a decent venue.
More shops.
Nightclub. Shops.
decent shop, decent buses.
Having a coffee shop, e.g. costa or Starbucks would make a massive difference to my age group as when at uni all we do is go to coffee shops.
Live entertainment, modern bar for socialising.

Young people largely reflect the views of adult residents. The majority believe Camelford is a friendly town that is a good place to grow up. Unfortunately it is not a good place to go shopping and it could do with some tidying up. Many do not see the town as having an exciting future and several do not see it as a place for their own futures.

“Read each of the following statements in turn. For each statement, mark the circle which best tells us how much you agree or disagree with it:”

Figure 6.4 – Young Persons Survey: Statements About Camelford



Base: All responding; n=28

Whilst the language used to describe needs for Camelford may be simple, younger people express many of the desires for the town as those expressed by residents. Young people wish for a more active town centre, with places to meet for a coffee or juice, or to enjoy an evening out without getting caught up in anti-social behaviour.

“If you could be in charge of making Camelford a better place for grown-ups and older people, what sort of things would you like to change or do?”

5-10 years:

Yes please.
Starbucks, health food shop, juice bar.
Some bigger houses for people.

I would like the library to be open more as my mum likes reading. We need better shops and a bigger Co Op that gets updated more.
Make it clean.
Put in more shops.
Add a smoothie bar.
There's a lot of steps; could you do more slopes for people in wheelchairs? Sometimes I feel a bit unsafe because people don't always behave nicely.
Put more shops in it.
More things to do and no druggies so we feel safe.

11-15 years:

More places for people to do clubs in the evenings. Better shops and more coffee mornings.
Take away some of the hair dressers in Camelford because we have about 4 and we don't need that many and we could bring in some new shops. I would stop more housing estates being built because it destroys our beautiful countryside and the peace. I would also say that we don't need a supermarket in Camelford we have the spar and the Co Op that's enough to get the basics if you want something specific that you can only get from a supermarket Bodmin isn't that far away.
Stope building nasty housing estates and build nice cottages instead.
Build a larger doctors surgery in the old primary school field or new dentist.
Make some more places to go out and eat locally.
Everything
Leisure. There is nowhere nice to spend money.no exciting shops, good restaurants or anywhere that makes you want to spend money.

16+ years:

The druggies, and there is a lot of them.
A better housing to jobs ratio. More affordable housing. Better access to facilities like dentists, opticians, banks etc.
More shops much better bus service.
Have better shops.
Bus route, safer roads so we can cycle a cycle track would be good into the moors.
I would like to see there be more events for everyone like fetes etc. - that gets everyone involved.
Organise regular live entertainment, open mic nights, gaming competitions, sports clubs, more community bonding events, clean the town up, demand the empty commercial buildings are restored and replenished.

Young people in Camelford would generally describe the town as a nice, friendly place, with access to the countryside and activities for young people to do. However, they also took the opportunity to reflect upon some of the negative issues they see around them – which mirror many of the issues arising through the main residents’ survey.

“If you had to describe Camelford to someone who’d never visited before and wanted to come, what sort of things would you tell them about?”

5-10 years:

Camelford is a nice place.
Quite sunny, it's fun.
There is a lovely park.
It is a nice place. Go and visit the park and go swimming at the Sports Centre.
It's a friendly and nice place.
Nice people are very friendly.
Fun can be hot or raining. But there is quite a lot to do.
Park, nice places like the library & the countryside which is very nice for playing.
School, clubs.
Dangous [sic] but lovely countryside spots.

11-15 years:

It is a friendly place and has a library and pubs. It is near the moors and beaches and has beautiful views.
I would tell them that Camelford is a very nice place and that we have good places to stay, e.g. Julliets Well and Bowood, we also have the Leisure Centre where you can do lots of fun activities at a low price and we have good shops too.
I would tell them about the park and tell them about the estates.
Be careful with busy traffic and "druggies"!
It's a peaceful town with nice people and a very nice surrounding area.
Not to come lolz [sic]
They can get a pasty and clotted cream. Don't go in the pubs.
It looks nice but there is not much to do.

16+ years:

Pubs, the park, the river, the school, the leisure centre.
There's a free carpark and the parks nice.
Plenty of Pubs. Roughtor is nice for a walk.
Near the beach and moors but Camelford itself is not good for general shopping.

That it's lovely place to go for a long walk and that some of the little shops are sweet + fish & chips are very worth it!

Avoid the pubs because if you're not a regular you're stared out and made to feel unwelcome. Keep a close eye on children in the park as there's dog mess everywhere and sometimes glass. You need a car in order to get out to do anything other than 'get by' - look for jobs outside of Camelford because this town is dried up and dying out.

Not good for visitors as nothing in it for tourists. Poor place some people take drugs.

Don't bother as there is nothing to do here and there are lots of drug addicts in town

Participants were offered the opportunity to make further comments about how Camelford could be improved for young people. One or two of the comments are potentially worrying as young people describe fears of moving about and encountering drugs.

[“Do you have anything else you would like to tell us about, such as how you feel about Camelford or what would make it better place for young people?”](#)

More houses.

Petting zoo.

I would like live animals in the pond and it a bit neater at the back to play in as well as look at. I would like a climbing wall.

More entertainment for kids.

Ban smoking.

I like Camelford but there are some new scary people who walk around and talk to you like they are drunk and that scares me. It would be better if there were more buses to take us to the beaches and other towns more like a mini bus for kids.

I think that we should have more pathways connecting the housing estates so that it's safer for kids to get around to see their friends who live in different parts of Camelford.

There are lots of rumours in my school about people doing drugs and buying drugs. I try to stay away from people who I think smoke.

The local shops need saving!

The school is terrible and the local drug problem is worse. There are no police. Everyone my age just hangs around with nothing to do and nothing to look forwards to. There's not even any jobs for us when we leave school.

Buses

Camelford used to be lovely now it is slowly dying.

Nothing except for about the coffee shop, because that's a place you could sit with friends and chat without feeling any privacy invasion.

Children in Camelford have easy access to drugs as a great portion of our residents are dealers. There needs to either be regular activities both for children and teenagers in the area or better bus services to get out of the town.

Safer, houses painted as place looks shabby, more shops.

7 Appendices

7.1 Verbatim Comments

“Do you have any further comments on the ways you would like to see Camelford develop over the next 15 years?”

Table 7.1 – Further Comments – by Area

Ref	1 E00095638 Tregoodwell, Victoria Rd, Sunnyside, Warrens Fld		
18	There is a long term need for shops and businesses that local people would use thereby improving the prosperity of the town.	M	65 to 74
19	Camelford needs to be painted and brought up to date to create a more cheerful appearance.	F	65 to 74
30	Sort traffic and with better sign at Calling i.e. Polzeath, Port Isaac.	F	65 to 74
43	You cannot continue to put houses where the infrastructure cannot support it.	F	45 to 54
46	By pass	M	65 to 74
50	We need a reasonably sized supermarket also places to buy clothes and shoes at reasonable prices, also a dentist and better medical centre.	F	65 to 74
54	It's always housing but not enough school spaces, not enough doctor appointments available. Keep town small.	F	45 to 54
82	Too late, I am afraid.	F	65 to 74
84	Bigger school, Bigger doctors, return of dentist, less traffic in summer months diverted around town. Accident waiting to happen.	F	55 to 64
87	The primary school should be able to accommodate all local children.	F	65 to 74
105	Lots of comments written on questionnaire re advertising and suggestions re housing.	F	65 to 74
106	Keeping in mind small market town, keep in character.	F	45 to 54
110	We do need a Supermarket - we really do.	F	75 or over
112	Get the lorries off the roads	F	75 or over
113	More for youngsters to do. Need more to pull people together.	F	55 to 64
120	It's a matter of keeping things e.g., the Library. One Stop Shop needs keeping!! All the shops occupied.	F	65 to 74
124	Food outlets.	M	55 to 64
126	No, just to make Camelford more attractive.	F	65 to 74
128	Don't want to see developed.	M	65 to 74
144	Another Doctors surgery	F	55 to 64
146	No more affordable housing. Bring the Rif Raf to Camelford on benefits.	F	75 or over
172	Create a bypass.	F	55 to 64

182	Bigger primary school. Improved sewage works. A clothing store would be good.	F	65 to 74
184	Better health facilities and schooling that can cope with number and provide up 18yr old.	F	55 to 64
196	Got to widen along one street through a town is more than that.	F	65 to 74
203	I would like to see more development in the way of social and domestic pleasure and houses but especially offering the new houses to locals first instead of everyone else in the country.	M	18 to 24
204	Get back more to local community like it was 10 years ago, safer for kids.	F	35 to 44
205	Supermarket once main street and property tidied and foyer closed. Bypass.	F	65 to 74
214	No development whatever, leave it alone!	F	55 to 64
216	If more houses, bigger schools to enable our children to go here rather than elsewhere. Health Services and Dentists.	F	35 to 44
217	A bypass - walking down with all the traffic a no go area - puts people off the place. So much history here, potential for Camelford.	F	45 to 54
230	By pass	M	75 or over
233	Open space.org in USA California is a good example of getting local land owners to give access for bike paths.	M	45 to 54
376	It needs a by-pass, more Restaurants, Pubs, Cafes. It needs direction, a plan. Pedestrianise the centre by day.	M	55 to 64
10013	A wider range of local shops	F	25 to 34
10024	I won't be around then.	M	65 to 74

Ref	2 E00095640 College Rd, Market Place, Mill Lane, Dark Lane		
3	If it doesn't develop it may become just a ghost 'through town' for lorries, etc.	F	45 to 54
4	We are desperate for a Supermarket and another stab at the bypass.	F	65 to 74
5	For the town to be cleaner (empty shops).	M	75 or over
6	Move with the times; more houses being built but no means to accommodate. No Supermarket, small Doctors, small School, etc.	F	35 to 44
8	Camelford should have more shops and a Supermarket and the streets clean and a coat of paint.		
9	Pedestrian zone from Clease Road to the Car Park.	F	75 or over
10	Clean and tidy up the High Street to attract visitors.	M	65 to 74
11	Bypass. Supermarket.	M	55 to 64
12	Best thing would be a by-pass for 'through' traffic.	M	75 or over
24	Total exclusion of social housing developments.	M	75 or over
25	More business brought into Camelford = Employment	F	45 to 54
44	Well planned, integrated development	M	55 to 64
96	The Bypass.	F	75 or over

165	By pass	F	45 to 54
170	Building of a new supermarket to encourage people to shop in the town and use local retailers as well as the supermarket.	M	45 to 54
187	Enough housing being built at the moment. Needs improved infrastructure as only one road through Camelford.	F	45 to 54
192	Need a bypass.	M	75 or over
193	Could do with a Supermarket.	F	18 to 24
194	More houses need a bigger school - it never was built big enough.	F	65 to 74
213	More to support all the new houses. A better Chemist and a Supermarket.	F	35 to 44
267	Sensitive additional re-development to provide facilities and employment. But no expansion towards Roughtor direction.	M	75 or over
269	Better variety and quantity of shops. By-pass allowing for cafe's with outside seating making town more welcoming. A vast improvement to the service and speed / efficiency in Boots chemist which is currently extremely poor.	M	65 to 74
271	More shops. Clean up town buildings especially those unoccupied.	M	65 to 74
272	More employment	M	65 to 74
273	A large supermarket linked with building of bypass plus pedestrianising of main street.	M	55 to 64
275	We need a larger doctor's surgery a dentist and a supermarket.	F	45 to 54
278	The high street to be fully occupied and inviting - many of the buildings are scruffy and look rundown.	F	45 to 54
284	By-pass. Small Industrial estate (for locals).	M	75 or over
285	By-pass - quieter road - safer shopping - more shops - cycle path along river - supermarket (would no longer need to shop elsewhere).	M	45 to 54
290	Traffic speed control at Victoria Road and High Street.	M	65 to 74
296	Perhaps a regular festival of local music and food. A Bank to stay in Camelford. More small business in empty shops. Apprenticeships for all. Improved public transport, especially locally.	F	45 to 54
300	Health services and Schools. Roads to suit population.	M	75 or over
316	Better facilities all round and a by-pass.	F	75 or over
323	Ring road, variety of shops, new Surgery, Dentist, Supermarket.	M	75 or over
338	One good Supermarket on the old School site, so all locals don't have to go out of town.	M	65 to 74
10002	I should like there to be more of a sense of community in the whole town, I would like to see more people from the new housing estates participating more in Camelford's	F	65 to 74

	events, clubs, and using the local shops. I would like to see more businesses in the town, which could provide work to local people.		
10023	A richer cultural environment –e.g. arts centre, revived museum, music facilities, gallery. More opportunities for adult education. Much better transport links with the rest of Cornwall and with national transport network. Traffic management is key - as long as Camelford is a rat run for heavy traffic it will never become the potentially lovely town it could be.	F	55 to 64

Ref	3 E00095641 Clease Meadows, Clease Rd, Mount Camel		
81	Promote what is here I'm new and I don't know what there is to offer.	F	25 to 34
132	A bypass is desperately needed, traffic is a nightmare in the summer.	F	55 to 64
158	Slow growth and no persons from cities moved here.	M	65 to 74
168	We haven't got any more room for any more people to live in Camelford. Building more houses and supermarkets are not the answer.	F	45 to 54
221	Less traffic. No new housing.	M	35 to 44
224	Improve and use all the empty houses.	F	35 to 44
226	More houses that local people / young people can afford to buy on their wages.	M	45 to 54
231	More local affordable housing and employment opportunities to cope with growing community.	M	35 to 44
236	Proper health centre including dental surgery.	M	65 to 74
237	More housing for retired people and a new medical centre.	F	65 to 74
238	We need all old property done up and used rather than build new.	F	55 to 64
242	You cannot just build houses you have to build a community as a whole and that needs schools and doctors and jobs.	F	35 to 44
243	Bigger school, more houses.	F	25 to 34
245	Into a proper town with proper facilities, (Take a look at Tavistock)	F	45 to 54
246	Better public transport, reliable buses that actually turn up when supposed to.	F	25 to 34
255	Camelford needs to be brought back from the dead before it becomes a ghost town (What happened to the Bypass and the new supermarket development?)	M	55 to 64
256	Increased promotion for tourism - A walker's paradise! This could increase employment and bring money into the town.	F	45 to 54
265	Build a Bypass. Close street couple of days a week. Make Camelford a market town again to bring people in.	M	35 to 44

274	If you are going to increase housing you need to improve infrastructure.	M	65 to 74
279	Use of empty buildings in the high street and bring the area up to scratch.	M	25 to 34
283	Closure of the Banks is a very bad deal for community life.	M	55 to 64
298	Better infrastructure if more houses are being built.	F	35 to 44
305	More Social Housing. More shops.	F	25 to 34
335	Another School, another Supermarket and less riff-raff.	F	55 to 64
349	More shops - not art shops.	F	65 to 74

Ref	4 E00095642 Wks Rise, Longfield Dr, Sportsmans, Highfield Rd		
38	Reverse dormitory living	M	65 to 74
127	More community spirit, do things as a town.	F	18 to 24
135	Bigger primary school and doctors. New dentist surgery.	F	25 to 34
154	New homes for younger people who are Cornish. Street lighting from Valley Truckle down to town.	F	55 to 64
163	A by pass	F	65 to 74
164	Cinema	F	45 to 54
171	Better health centre to cope with increasing numbers of people.	F	25 to 34
179	Improve retail and make Camelford a more tourist friendly place - bring back a 6th form.	M	55 to 64
180	Get a bypass see above, despite footpaths the road is a danger to youngsters.	M	65 to 74
197	Don't know.	F	65 to 74
199	Got to get industry here to stop ones living in Camelford working away.	M	75 or over
227	Infrastructure must be improved to support the current population.	F	45 to 54
228	Larger chemist and expansion of doctor's surgeries.	F	65 to 74
229	The current town cannot cope with the existing population. No further development until all infrastructure improved especially health facilities.	F	55 to 64
234	We need the distributor road but with adequate promotion for town facilities.	F	75 or over
235	More industry to provide jobs.	F	55 to 64
251	Dentist, bigger surgery.	F	45 to 54
253	A retail development on the outside off the proposed by pass creating future employment.	M	75 or over
257	No need for any more houses as schools are full and they struggle to sell existing houses.	F	45 to 54
259	More shops and businesses, Enforce no parking zones! Civic pride.	M	65 to 74
261	More shops	M	16 to 17
277	Better infrastructure, more jobs, less xenophobia.	M	75 or over

286	Supermarket to cope with new housing and create jobs. More events involving the residents. Most of all a bypass - the town cannot cope with this traffic.	F	25 to 34
294	Boost the shopping facilities in town. Improve the look of Enfield Park.	M	65 to 74
301	No more houses until the town can cope with all the new people already.	F	25 to 34
320	To continue as an independent town. Become a centre for the moors and coast - both leisure and for the village communities.	M	55 to 64
324	Need to keep a Bank. Need for a larger Supermarket than Co-Op.	M	65 to 74
342	Stop bringing in outsiders, look after locals first. Don't need any more housing - town can't sustain what it's got.	F	55 to 64
359	The by-pass issue should be revisited to see if a suitable route (minimising environmental impact) can be found.		55 to 64
365	Would be great to have a Dentist, Optician, Bank, all of which we had 37 years ago and not so long ago with much fewer people.	F	65 to 74
373	Improve the general amenities for the benefit of old and young alike.	F	45 to 54
374	To bring in a Dentist, larger Doctors, larger School and a Supermarket.	F	35 to 44
10010	Encourage people to stay by providing jobs and transport to and from Camelford	F	45 to 54

Ref	5 E00095643 Fore St, High St, Chapel St		
55	More facilities for the number of houses.	M	25 to 34
56	A thriving high street with a mix of useful (not too niche) shops.	F	25 to 34
130	I would definitely like more shops.	M	45 to 54
131	So much potential here; the moors, Health Centre. Needs life injected back to bring in visitors. Advertise for tourists somewhere nice to eat - restaurant - coffee and read books stylish and nice.	F	55 to 64
149	The Bypass. Force Dairycrest to subsidise it - they are the main offenders, re heavy town centre traffic. (Especially at night - 4 am onwards)	M	55 to 64
152	Put the Bypass in! And make a tourist attraction.	M	35 to 44
155	Get the distributor road built. Get the alcoholics and drug addicts off the streets. Sort out the junctions around co-op.	F	35 to 44
161	Retail and health centre (more doctors)	F	25 to 34
239	Supermarket, street lighting from police station Valley Truckle, Floral displays - from Victoria Rd to Valley Truckle - on lamp posts / railings	F	35 to 44
260	Camelford is stifled by traffic. I live on the A39 and we still desperately need a by-pass.	F	75 or over

263	Better shopping facilities for main type shopping.	M	35 to 44
317	I would like Camelford to develop into a community where people are not afraid to come out in the evening.	F	45 to 54
346	Better Policing, not PCSO's and Traffic Warden.	M	45 to 54
360	Bring back the community spirit. Reduce anti-social behaviour.	F	35 to 44
10006	Set aside land for industrial development and allow incentive schemes to encourage new business.	M	65 to 74
10028	build a shopping centre where the old primary school was	M	45 to 54

Ref	6 E00095644 Trewalder, Helstone, Lanteglos, Valley Truckle		
49	Refer to notes on the questionnaire	F	75 or over
51	Bypass, traffic control through the middle of town	M	65 to 74
57	Camelford is the first large town visitors come to when they join the A39 Atlantic Highway, we cannot reap this enormous benefit by presenting a poor image with no attraction, we desperately need to clean up our act, more policing.	F	65 to 74
175	Pedestrian areas and less traffic through town.	M	55 to 64
208	Affordable for the local people but all green grass area. Are they going to build behind me? It's up for sale - it used to be all green fields. The traffic here is horrendous now. Could do with Supermarket, Dentist, Optician and 2 Banks closed.	F	75 or over
212	Better School, Doctors and Dental facilities.	F	55 to 64
282	More shops again and a by-pass for lorries but not cars or HGV's	F	55 to 64
289	Better work opportunities.	F	75 or over
306	By-pass.	F	75 or over
307	More variety of shops and eateries. Maybe a Bakery Shop for cakes, etc.?	F	55 to 64
315	Extension of the existing Co-Op with improved access and parking.	F	55 to 64
318	Improve getting in to Camelford and leaving Camelford when traffic is very heavy, i.e., holiday times.	F	75 or over
327	More NHS services, Primary School enlarged, sewage system enlarged, new Surgery building. Banks in town.	F	55 to 64
329	Remove traffic. Bring back market town atmosphere.	F	65 to 74
331	By-pass.	M	55 to 64
332	Make affordable housing actually affordable! Needs cleaning up - open new shops - another Supermarket.	F	55 to 64
337	'Council' housing for local families.	F	75 or over
343	Stop HGV traffic. Get a by-pass and a better Supermarket.	M	65 to 74
344	Improved shops. Improved restaurants/pub food. Improved business opportunities.	F	25 to 34
352	The road through Camelford needs management.	F	75 or over

353	Re-introduction of Dental Practice. Re-think one way system.	M	65 to 74
362	Camelford desperately needs a by-pass. It is dreadful in the summer months.	F	75 or over
363	Need more for young people to do but not just pubs.	F	45 to 54
10012	Larger medical centre & school, before any more housing	F	45 to 54
10020	Hold onto to anything that has character - there is a danger that trying to make Camelford a better place could kill its attractions	M	65 to 74
10029	A larger range of retail outlets, which could reinvigorate town centre,		
10030	Needs to do something with the traffic and have an industrial estate and more affordable housing. Streets need to be cleaner, particularly people cleaning up after their dogs	M	45 to 54
10032	New community hall with really good rooms for yoga/Pilates/dance. There are none in the area at all and good rooms with mirrors and clean sprung floors would attract activities from a wide area. Build the bypass so the town centre is cleaner and more pleasant and can have pavement cafes etc. a purpose built health centre with COMPETING doctors so services improve. No more holiday cottages charge holiday cottages high rates and if they are let out, charge business rates.	F	55 to 64
10033	A bigger primary school, health centre and dentist. It would be a massive improvement. Currently this is not supported with Camelford rapidly increasing population and increase in new houses predominantly being taken up by non-locals.	F	25 to 34
10034	Dentist, larger doctors surgery, more quality shops, policing increased (less tolerance to drug/alcohol users)	F	35 to 44
10035	Less mass estates. More small new developments of individual houses to try to keep the integrity of the town's centre- otherwise it is going to end up a really ugly place with no 'Cornish' feel to it.	F	45 to 54
10036	Reduce traffic	F	55 to 64
10037	Getting a dentist back in the town would be great and also a larger doctor's surgery!	F	25 to 34
10038	Top end of High Street looking really dowdy from Co-op upwards. Would like local banks back!	F	55 to 64
10039	A more attractive and appealing town centre to attract visitors coming through to stop, or revisit during their holidays. This is probably not possible but banning lorries from coming through town, whilst still allowing cars would be ideal. Improvement of pubs.	F	45 to 54
10040	Concentrate on infrastructure	F	55 to 64
10041	Talk to the youngsters, they are the generation that will revive, or see die	M	45 to 54

10042	It's very important that we keep a bank here. How are people meant to manage without one? What would be the point of more housing and businesses without one? Also it's important to have a bigger primary school because the one we got can't cope with the amount of families moving to the area. Hats just a couple of points that need looking at for developing a better Camelford.	F	55 to 64
10043	I accept that there will be more housing, but we have to ensure that we have the infrastructure to support this. It is not acceptable that there won't be a bank in the town - this is another factor that will stop people coming here. We need a decent primary school and a decent health centre.	F	35 to 44
10044	We need bigger schools bigger doctors more jobs a supermarket. Social housing with good sized gardens	F	25 to 34
10046	The town needs serious attention - it appears to be abandoned by the County and national companies. Shops are closing, substantial buildings are empty and many current shops are waiting to be sold. Camelford needs to tap into its benefits as a gateway town (many places of interest are a short journey away) - access to the moor, close to the coast, historic old buildings, lovely footpaths, a great park - and start to build a reputation as a place for businesses to thrive, locals and visitors to come and admire and not just drive through. After all Camelford is a small town that should bring together locals and visitors from the well-known local villages and should be a place to discover on its own merit. Look how Wadebridge reinvented itself (and Bodmin seems to be following).	F	35 to 44
10048	High street need regenerating, but until people feel like they've got spare money to spend, businesses will not catch on. Need a major supermarket badly, coop just eats away at your money.	M	35 to 44
10050	By pass	F	35 to 44
10051	Prioritise long term residents of Camelford over those relocating. Has lost sense of community	F	25 to 34
10052	We need a supermarket, bidder doctor's surgery and a dentist.	F	35 to 44
10053	By pass	M	45 to 54

Ref	7 E00172779 Beechwood Drive, Slaughterbridge		
13	Larger and more up-to-date Medical Centre. Badly needed by-pass to stop air pollution.	M	75 or over
14	I would rather see the shops/buildings we already have improved rather than more built.	F	25 to 34
15	To be tidied up along the main street or a by-pass.	F	55 to 64

16	A By-pass, a Supermarket, a Hospital, a Shopping Centre, another Health Centre and another School.	M	
20	Better maintenance of town. Decent town signs - painting and maintenance of buildings.	F	55 to 64
21	Retail Park. By-pass.	F	25 to 34
27	Cut out the heavy goods lorries from the town centre. More good quality specialist shops such as greengrocer, fishmonger, clothes and shoes.	F	75 or over
31	Close the Darlington Inn to reduce drugs in Camelford	F	35 to 44
32	Better infrastructure before any more housing, more employment in town so less people hanging around outside pubs smoking and drinking.	F	65 to 74
34	It needs full time banks, dentists, another doctors surgery, more schools and extra parking beforehand or there won't be enough, police presence and ambulance station.	M	45 to 54
36	Would like to see the schools and public facilities improved, more shops, less traffic	F	25 to 34
37	Bigger primary school, dual carriageway, Supermarket, More direct bus's, Less gossipers	F	35 to 44
53	Bring back a police station, Alcohol ban in parks. Better youth services.	F	35 to 44
83	Shops improving, better doctors surgery a dentist and an opticians. Bigger school.	F	25 to 34
98	Want a 20mph speed limit on Trefrew Road. Need a doggie bin up Trefrew Road and also in the Park.	M	65 to 74
100	Police presence, By pass.	M	75 or over
117	Smarten the town up. It is shoddy at present and buildings look derelict and dirty. Stop shipping in druggies.	F	55 to 64
140	Affordable housing. Youth centre and day services for the elderly with dementia. By pass.	F	45 to 54
151	When people deep parking on double yellow lines on main road.	F	45 to 54
169	Better services e.g. Drs, NHS dentist.	F	35 to 44
200	Get more jobs for people, shops, etc.	F	75 or over
202	More community things to do; get them involved with more things.	F	35 to 44
223	Yes, bypass and no drug users/scummy people from other areas. Supermarket and bigger School and Doctors.	M	25 to 34
225	More businesses that stay open longer than a few weeks.	F	35 to 44
241	High street / Fore street in desperate need of cleaning / painting.	F	65 to 74
291	Business Park well arranged on one or two sites as near to town as possible without spoiling character of town.	F	65 to 74
319	Supermarket to bring people into the town which will give more jobs.	F	55 to 64

322	Don't close the Banks, think of the OAP's and young. More opportunities and bus routes.	F	45 to 54
328	Less traffic and empty shops. Cinema.	F	65 to 74
336	If houses are continuing to be built more School space will be needed as it is already to capacity.	F	25 to 34
348	A by-pass.	F	65 to 74
350	Needs more than homes being built.	M	18 to 24
357	To change the A39 and not have through the middle of town. A big supermarket.	F	35 to 44
378	Heavy traffic route around Camelford (i.e. improve B3266)	M	65 to 74
380	Important for services to grow in line with more people moving in to Camelford. Re-open Nat West bank	F	65 to 74
381	Bypass and supermarket	F	55 to 64
382	A direct bus to various towns, e.g. Exeter, Truro. Reliable buses, sports centre cheaper, a bank	F	35 to 44
384	a) Help with more shops/outlets very important; b) Another supermarket is needed	F	55 to 64
384	More affordable homes to buy and rent. A swimming pool that is open	F	55 to 64
385	1) Help with more shops/outlets very important. 2) Another supermarket is needed.	F	55 to 64
388	Include people in villages more - I am aware of what is happening in St Teath but not in Camelford. I would like to see drinking/drugs problems tackled, behaviour in park & outside Liberal Club can sometimes be intimidating.	F	45 to 54
389	Not just housing - we don't want to be just a dormitory town. We need to improve the town centre.	M	45 to 54
390	The fundamental failing for Camelford is the constant traffic through it (it's dangerous)	M	65 to 74
391	Less homeless; no unemployment; no drug addicts	M	55 to 64
392	[Traffic] Lights should be at top of Camelford, not half way up the street - stupid at the moment	F	65 to 74
393	Need a dentist and optician	M	75 or over
10003	Ban lorries from going through the town (except for deliveries) return back to the towns roots and focus more on being a market town that people want to visit and enjoy	M	55 to 64
10005	The bypass and supermarket are essential. We need a bigger medical centre an NHS Dentist. Improved public transport to make access to hospitals affordable and possible. NO MORE HOUSES. Revise the community spirit that seems to have diminished during the 10 years we have lived here.	M	55 to 64
10025	Don't want endless more private developers getting permission to build estates; encourage local people to build their own homes or for their children on small plots	F	55 to 64

	and create contracts between Town Council and local builders for similar small scale projects, infilling and on the edges of town.		
--	--	--	--

Ref	8 E00172785 Trevia, Bowood Park, Camelford Stn, Trefrew Rd		
40	More development will spoil the old world charm of Camelford	F	75 or over
48	Increase in shops and public health facilities. Keep green spaces.		55 to 64
92	Sadly not much reason to shop in Camelford - need to reverse closing down trend if town is to survive.	F	45 to 54
166	Efforts made to increase tourism to town, e.g. cycle route also a bypass is needed and a bigger medical centre.	F	45 to 54
167	Would like to see a bypass. This should have been done years ago.	F	75 or over
209	To build a bypass.	M	45 to 54
211	Dentist.	F	25 to 34
266	Dealing with heavy constant traffic. Safety crossing road @ Valley Truckle, so much speeding traffic, so difficult to cross at garage.	F	55 to 64
292	Keep the Banks. Improve the service in the Chemist. Keep a good Doctor.	F	65 to 74
310	Attract more local business and revive the High Street. Remove drop-outs and drug users from pubs and parks.	M	65 to 74
314	Increased community links, preservation of open space, limit traffic.	M	18 to 24
326	Encourage a clean and safe environment and monitor closely the pub scene!	M	65 to 74
334	Ensure Affordable Housing is for Camelford people or at least Cornish people. The Housing Trust Organisations who seem to be able to purchase a proportion of these developments, appear to let outsiders from major cities gain residence. These will be families not wanted in these cities, so we get the cast offs.	M	75 or over
341	Inject retail - re-vitalise the town.	F	65 to 74
345	Through traffic improvement.	M	65 to 74
354	A better Police presence. Stop people parking in the Main Street to allow traffic to flow freely. Ensure disabled use the spaces in the street allocated and not park on double yellow lines, causing chaos. A new Doctor's Surgery.	F	55 to 64
355	Smarten up the town - the shops all need a coat of paint!	F	65 to 74
356	Investment to get more jobs and get all the dead wood out of the area.	M	35 to 44
358	Desperately need Supermarket and a new Health Centre - well overdue!!	F	65 to 74
361	Slowly with consideration for existing local residents and avoid urban sprawl.	M	75 or over

364	I would like to see the traffic diverted to a by-pass and the town to be regenerated.	F	45 to 54
367	Enough services and facilities i.e., Schools, GP's, etc., to support the population.	M	55 to 64
371	Build a by-pass round it.	F	65 to 74
375	Create a sustainable small town via renewable energy and local food production.	M	45 to 54
10004	1) I feel that Camelford needs to 'sell' itself as an independent town, one that has unique/niche business/shops that people will be prepared to travel to. 2)community produced/owed renewable energy needs investigating 3)more community events to encourage community cohesion	F	45 to 54
10009	Improve the look of some shops, especially up the main street , we need to encouraged people to go up further to those shops	F	45 to 54
10014	We need high quality employment spaces to get people to see the town as not somewhere you drive through on the way to somewhere more interesting.	M	55 to 64

Ref	9 E00172788 Treclago View, Dymond Close, Farriers Green		
1	Safer; more healthcare; Get rid of drug dealers (who are known); Cleaner; More attractive; Policing	F	
101	To maintain its current standard and invest money in the local schools, amenities and facilities.	F	25 to 34
109	Needs Supermarket.	F	45 to 54
114	Very large goods vehicles are a problem in the centre of Camelford.	F	65 to 74
121	People who live in Camelford need to be interested and help themselves to help Camelford.	F	55 to 64
123	Would like it to be clean. Get rid of the drunks and drug people.	F	75 or over
129	Affordable housing for locals that is affordable. Desperately need a bypass. Bigger doctors, bigger school, - primary already turning people away due to classes full. Big supermarket needed - Aldi, Lidl, Tesco etc.	M	35 to 44
136	Improve existing development, less rented properties and affordable homes people can afford to buy.	F	45 to 54
138	It needs big housing for locals and job opportunities, the town is dead.	F	35 to 44
176	Road improvements better street lighting, retain the library, re-open town centre shops, supermarket.	F	35 to 44
190	We need a Dentist and a bigger Doctors Surgery and School.	F	25 to 34
220	Stop social housing and build larger homes and an Industrial Estate.	F	35 to 44

288	More Police. Help and support for small businesses to fill empty shops. More community events.	F	25 to 34
10007	I would like to see Camelford become a town that people come to because of great independent businesses with something better and different to offer. A supermarket would benefit the town by bringing in people and tourists from outside the area who will then stop in the town and shop at the local businesses. We need a dental practice too.	F	35 to 44
10008	IF there are more houses built, the facilities will need improvement, e.g. the Primary School is full. Also, more employment? And reliable public transport - not everyone drives.	F	55 to 64
10011	We need bigger and better schools and a dentist	F	35 to 44

Ref	Other / unknown		
45	A bypass	F	75 or over
111	Sewerage disposal, school, education development.	F	75 or over
119	No point developing if there is no infrastructure and strong shops businesses - Camelford will just become a housing sprawl otherwise.		55 to 64
125	There is no reason for anyone to visit Camelford (maybe for chips?) Clean it up and get better / upmarket shops.	M	25 to 34
137	No more houses.		
148	Extend the health centre to cope with the rising no. of residents.	M	65 to 74
178	Adequate health services such as dentists and a health centre. Adequate policing. An improved secondary school.	F	35 to 44
191	To stop building more houses as the School can't take local children already.	F	25 to 34
210	More present Police Force to reduce crime/anti-social behaviour.	F	25 to 34
268	The infrastructure cannot support further housing there are no dentists you have to travel, no supermarkets, the road system is not big enough and there are no school places!	F	35 to 44
276	Provide work for young people or transport so they can work elsewhere.	F	65 to 74
10001	Housing development that builds the links between Camelford & Delabole, thereby making the most of economies of scale and sharing services and resources.	M	55 to 64
10018	Affordable housing for local people is becoming impossible to find	M	25 to 34
10027	Divert heavy vehicles away from the town centre to make it more pedestrian friendly. Maintain the free parking and public toilets and find ways to encourage people to spend time in the town centre. Bring essential services (like a	F	45 to 54

	dentist) and small businesses right into the middle of town and restrict development on the fringes of the town to industrial projects rather than commercial/retail so people have more cause to visit the centre of town and therefore be encouraged to shop there.		
--	---	--	--

“And do you have any further comments on the ways you would NOT like to see Camelford Develop?”

Table 7.2 – Ways Camelford Must Not Develop

Ref	1 E00095638 Tregoodwell, Victoria Rd, Sunnyside, Warrens Fld		
18	Not to decay any further. Not to be blighted by 'renewable' energy schemes.	M	65 to 74
19	I should not like to see certain people sat around the streets drinking, etc., which is a bad reflection for tourists when visiting a lovely friendly town - and I don't mean people enjoying a friendly drink in a pub.	F	65 to 74
28	Become larger with lots more houses and no improvement to infrastructure i.e. Schools, Doctors, Sewage, Roads etc.	F	45 to 54
30	No more banks to be closed, no more empty shops.	F	65 to 74
33	Closure of all banks	F	55 to 64
43	Housing developments, stop them!	F	45 to 54
50	No more housing developments until there are jobs and shops etc.	F	65 to 74
52	No more housing. Camelford has changed since I moved here.	F	55 to 64
54	No more housing developments. It's meant to be a sleepy market town.	F	45 to 54
58	No more anti-social incomers from other up-country councils.	M	65 to 74
84	Lots more houses, as schools, doctors etc. can't cope, and the shops shutting and becoming a commuter town.	F	55 to 64
87	No more bigger housing developments until better school, transport, sewerage, a small supermarket.	F	65 to 74
102	Would not like to see it get too big, think taken far enough. If can't improve the structure in town people on outskirts will go elsewhere.	F	65 to 74
105	Would not like to see it as another Bodmin and Wadebridge. A new road is top priority otherwise the shops will not be used.	F	65 to 74
106	Major Housing estates and major Supermarkets. If you wanted that wouldn't have moved here. Haven't the infrastructure - schools over-subscribed, Doctors can't manage, no Dentist. Would need a bypass.	F	45 to 54

108	Not over develop, quite an increase in population over the 15 years.	M	75 or over
113	Lately been a dumping ground. The types that hang out at the Darlington.	F	55 to 64
118	I wouldn't like to see it grow.	F	75 or over
120	To look that it's not thriving, e.g., empty shops.	F	65 to 74
124	Don't like influx of those from Manchester and Liverpool.	M	55 to 64
126	Not like to see a too modernistic way, keep 'olde worlde' feeling. Buildings to be built like old Cornish buildings.	F	65 to 74
128	Not loads of houses. Bypass and not build on you are going to ruin anyway so does it matter. Can't shut the stable door once horse across the field.	M	65 to 74
144	Overcrowding in schools.	F	55 to 64
150	Unbalanced community with high levels of social deprivation and social housing.	M	65 to 74
172	No more housing.	F	55 to 64
182	Not too much housing until the infrastructure is improved.	F	65 to 74
184	No more large housing estates.	F	55 to 64
196	Do not want to see more affordable housing but private housing; elderly people places - bungalows for the elderly. Buy to let - they don't care who they let to. Used to have council estates nowadays private homes are all mixed up.	F	65 to 74
203	Less emmits being shipped down.	M	18 to 24
204	Don't want any more smack heads in! Bypass.	F	35 to 44
205	No more rehabilitation houses here. Need houses for Camelford people.	F	65 to 74
215	Not to turn into massive affordable housing campus.	F	55 to 64
216	I don't want lots more social housing, we have enough and can't fill what we have.	F	35 to 44
217	Housing on a scale attractive to everyone not just particular group of people.	F	45 to 54
233	No Asda / Tesco / Morrison's	M	45 to 54
376	It must not be forgotten and left to die.	M	55 to 64
384	County Councillor only wants big houses - opposes affordable homes - we need houses for local wages.	F	55 to 64
10013	No more housing estates!!!	F	25 to 34
10022	Big housing estates, taking away the character of Camelford	M	65 to 74
10024	No more big developments.	M	65 to 74
10030	Allow continued urban decay.	M	45 to 54
10036	Make town more attractive to get people to stop rather than just driving through	F	55 to 64
10039	Further deterioration of town centre buildings, Large developments of tiny squashed up houses with not enough parking.	F	45 to 54

Ref	2 E00095640 College Rd, Market Place, Mill Lane, Dark Lane		
3	Masses of social housing with no jobs for the people.	F	45 to 54
4	No more house building until we improve our infrastructure, as Schools are full and Doctors Surgery cannot cope.	F	65 to 74
5	Too much housing.	M	75 or over
6	Until we have the amenities to cope no more houses to be built.	F	35 to 44
7	No more housing developments.	M	65 to 74
9	Too many new houses without extra Doctor and Dental facilities.	F	75 or over
10	Losing more shops.	M	65 to 74
12	Road widening.	M	75 or over
22	Think it would be spoilt having large supermarket/retail here.	M	35 to 44
24	Housing development until infrastructure improves; Schools, Sewage System, Medical Facilities etc.	M	75 or over
25	No more housing developments	F	45 to 54
44	Over or unbalanced development	M	55 to 64
94	Would not like it to become like Bodmin as a big town.	F	75 or over
96	Any more big estates.	F	75 or over
116	Have a problem with the Pub - it makes a lot of noise every weekend like a fight going on.	F	25 to 34
133	Reduction in anti-social behaviour.	F	65 to 74
165	more housing	F	45 to 54
170	Further decline of smaller businesses.	M	45 to 54
187	No more housing developments as facilities being stretched to their limits - school, surgery.	F	45 to 54
192	Don't want more housing. Camelford big enough for what we have here.	M	75 or over
193	Don't want to see any more housing estates.	F	18 to 24
194	Young ones can't get jobs so younger ones are leaving. The young families coming in do not want to work - coming from up country and they have no support from their families.	F	65 to 74
213	New properties should not be rent-to-buy.	F	35 to 44
218	No more houses.	F	35 to 44
267	I would not like it to expand and become a large town as its village character would be lost.	M	75 or over
269	No supermarket.	M	65 to 74
271	'No' more housing developments - strain on resources i.e. doctors / medical centres and schools etc.	M	65 to 74
272	Stop transferring people from social housing in other parts of the country to Camelford.	M	65 to 74
273	More social housing for people from outside the town.	M	55 to 64

275	No more houses unless the infrastructure is improved.	F	45 to 54
278	Housing for housing sake when no support services exists schools medical centre etc.	F	45 to 54
284	No more housing estates.	M	75 or over
285	No further social housing.	M	45 to 54
290	Removal of existing Bank.	M	65 to 74
296	Losing more shops/business. No Nightclubs or later opening for licensed premises.	F	45 to 54
300	No more houses until infrastructure is in place.	M	75 or over
313	No further housing development until infrastructure is improved and more local employment opportunities are available, otherwise the developments are just dormitories.	F	65 to 74
323	Less houses. Less traffic.	M	75 or over
338	No green field developments.	M	65 to 74
390	You could demolish one side of the road through and make a dual carriageway - that would get everybody quickly through it & really finish it off!	M	65 to 74
10002	I don't think Camelford needs any more large housing estates, I think most of the people who live in these estates actually work, shop, and spend their leisure time elsewhere. I don't think the utilities could cope with more either.	F	65 to 74
10023	Camelford needs to avoid constant expansion and urbanisation and should concentrate on maximising its strengths on an appropriate scale with the corresponding infrastructural investment.	F	55 to 64
10040	Affordable housing, the town needs residence who can afford to contribute to the towns future, not people who are on the dole or claim just benefits	F	55 to 64

Ref	3 E00095641 Clease Meadows, Clease Rd, Mount Camel		
81	Not welcoming new neighbours or people from afar. Diversity is important.	F	25 to 34
132	Too much social housing for unemployed and druggies.	F	55 to 64
158	Growth for locals.	M	65 to 74
168	We need to turn Camelford back into a nice place with a community that cares about each other. I hate living in Camelford and can't wait to move away. My family have been here for generations and being forced to move away from a place that once you could have been proud of!	F	45 to 54
221	No housing.	M	35 to 44
224	No more Housing Association properties for outsiders.	F	35 to 44
226	No more social housing without money being put into Camelford infrastructure.	M	45 to 54
231	More housing without employment opportunities, school and medical facilities.	M	35 to 44

237	No more social housing.	F	65 to 74
238	We do not need any more new houses there is too many second homes here now not being used.	F	55 to 64
242	Packs in like ants without a job with a load of bored kids.	F	35 to 44
243	No more pubs!	F	25 to 34
245	No more houses without taking into consideration facilities.	F	45 to 54
256	No more mixed housing - why must there be more on every available green space.	F	45 to 54
265	No more houses.	M	35 to 44
274	Large developments.	M	65 to 74
279	All the field build on when really Camelford is a "drive thru" for tourists only.	M	25 to 34
283	No large retail shop, i.e., Tesco, etc.	M	55 to 64
298	Keep green spaces house free!	F	35 to 44
335	No more housing as not enough shops. It's an absolute nightmare trying to shop when the holiday season is here.	F	55 to 64
10042	large developments	F	55 to 64

Ref	4 E00095642 Wks Rise, Longfield Dr, Sportsmans, Highfield Rd		
38	More facilities i.e. Modern doctors, dentist	M	65 to 74
47	Not like to see more new housing built as our schools, shops, health can stand it. Litter, Water, Electric	F	65 to 74
135	Not too many more houses.	F	25 to 34
154	Less bringing in people on drugs and dumping them in Camelford. I've been here 4 yrs and its gone downhill.	F	55 to 64
163	No more new housing.	F	65 to 74
171	More housing developments.	F	25 to 34
179	Don't build more houses if health centre and schools are too small.	M	55 to 64
180	Less dense development where developers don't reduce most families are multi car owners.	M	65 to 74
227	No further housing unless drastic improvements are made to the towns infrastructure.	F	45 to 54
228	No more housing estates.	F	65 to 74
229	More houses without better facilities especially health facilities.	F	55 to 64
234	Considerably slow down housing development. There's been too much too quickly for town to assimilate.	F	75 or over
235	No more large housing estates, they seem to be filled by people from elsewhere not Camelford residents.	F	55 to 64
251	Don't need more houses.	F	45 to 54
257	Need to encourage more village events to bring communities together.	F	45 to 54
259	No more social housing. Town centre dereliction.	M	65 to 74

261	Not over development	M	16 to 17
262	Would not want to see Camelford really overcrowded.	F	55 to 64
277	Houses without jobs, shops, activities.	M	75 or over
286	Another pub. Houses built on top of each other with nowhere to park or children to play a good game of 5 a side football.	F	25 to 34
294	Housing to be limited because the present Medical Centre, Primary School are already over-subscribed.	M	65 to 74
301	No more houses.	F	25 to 34
320	A 'dormitory' town for other centres. Mass residential development.	M	55 to 64
359	More development on the Rough Tor/Advent side of the town.		55 to 64
365	Further housing is not needed as we have no facilities for more people. Also the ones built are not for local people.	F	65 to 74
373	I really don't see the need for any further housing developments which are spoiling the small/community feel of Camelford.	F	45 to 54
374	Less houses, unless you can provide the things I would like to see.	F	35 to 44
10010	Less affordable housing for people to move in from areas other than Camelford i.e. South East and North	F	45 to 54

Ref	5 E00095643 Fore St, High St, Chapel St		
55	No giant shops, concentrate on the little town shops, no large expensive houses for outsiders.	M	25 to 34
56	Nervous about additional house building where surrounding infrastructure is not adequately resourced. (i.e. health, schools, sewage)	F	25 to 34
130	No Bypass.	M	45 to 54
131	To become big, garish and autonomous just like everywhere else.	F	55 to 64
149	Stop using it as a social dumping ground for problem youths / families.	M	55 to 64
152	No more housing estates.	M	35 to 44
155	With one (or more) large housing estate.	F	35 to 44
183	The services e.g. health centre, cannot take any more housing developments.	F	45 to 54
239	By-pass	F	35 to 44
260	Too much new housing - the school cannot take in all the children now and the Drs surgeries are hardly coping!!	F	75 or over
317	I would like to see Camelford stop being the dumping ground for people other towns don't want.	F	45 to 54
360	No more housing developments - keep social housing for local area families.	F	35 to 44
10006	No large housing estates	M	65 to 74
10028	no more houses until you have more shops/jobs	M	45 to 54

10029	poor housing developments, built for quantity and not quality,		
10034	More housing without increasing services!	F	35 to 44

Ref	6 E00095644 Trewalder, Helstone, Lanteglos, Valley Truckle		
51	Not get too big	M	65 to 74
57	No major further development, or let the town deteriorate more by being a haven for certain elements of undesirables pulling our lovely position further down, then the town can focus on the best development for all concerned. Put our own house in order first then we can look at the bigger picture.	F	65 to 74
175	Too many houses not enough work.	M	55 to 64
198	Got to bring in infrastructure before housing.	F	65 to 74
207	I don't want to see any more affordable housing; gets bought and not looked after. Medium priced houses to attract people who will spend money in town, the ones on social don't spend.	F	65 to 74
212	More housing.	F	55 to 64
282	Any superstore or anymore housing.	F	55 to 64
289	Any increase in heavy traffic.	F	75 or over
306	No more housing.	F	75 or over
312	No more houses please.	M	45 to 54
315	Not a big supermarket.	F	55 to 64
327	I see no future in building houses to bring people from elsewhere in the country as we do not have work in the area.	F	55 to 64
331	Housing Estates with no parking and gardens.	M	55 to 64
332	Needs bringing up into modern times - such a poor looking place. Divert large lorries.	F	55 to 64
337	No more building until better infrastructure.	F	75 or over
344	Paid parking would further reduce town activity/eating out.	F	25 to 34
353	Any further house building without the infrastructure to support it.	M	65 to 74
362	To change from being a nice market town - too much traffic at the moment!	F	75 or over
363	Town seems to be dying - needs more focus.	F	45 to 54
388	1) lots of big housing estates; 2) No town centre or facilities taking away the few services that we have	F	45 to 54
389	I would hate it to be just housing - we need to develop the town centre. Bypass needed - see Wadebridge!	M	45 to 54
393	Too many houses without necessary facilities	M	75 or over
10012	Large supermarket not required, no more new housing developments...encourage people to use the town & local farm shops for produce.	F	45 to 54

10020	Retail development is not just about supermarkets - Camelford needs diversity and colour	M	65 to 74
10051	Massive housing estates of troublesome families.	F	25 to 34

Ref	7 E00172779 Beechwood Drive, Slaughterbridge		
13	Stop receiving all drug and drink new residents.	M	75 or over
14	No more Social Housing please!	F	25 to 34
15	Closure of the last Bank.	F	55 to 64
20	Lots of houses - it would spoil the character of the town and put pressure on services.	F	55 to 64
27	No more new housing, at least until provision of medical care, sewage treatment and schools have been addressed.	F	75 or over
31	I would not like to see anymore drug addicts and weirdo's	F	35 to 44
32	No more council housing	F	65 to 74
34	Less social housing for people who don't already live in Camelford.	M	45 to 54
36	NO MORE HOUSES. There are too many bodies to facilities.	F	25 to 34
37	Too many new houses	F	35 to 44
41	No more affordable/rented housing	F	45 to 54
53	No more social housing.	F	35 to 44
83	No more houses until the school is improved and the doctors.	F	25 to 34
98	Not with hundreds of houses - there are so many moved down from Birmingham.	M	65 to 74
100	Overcrowding	M	75 or over
117	No more housing until the infrastructure (i.e. medical and roads are sorted.)	F	55 to 64
140	Large housing developments with no play areas or schools. Large retail developments the same as every other town that kill the centre.	F	45 to 54
169	No more housing developments until better consideration is given to overall services we can offer.	F	35 to 44
200	Don't want to see too busy nor too commercialised.	F	75 or over
201	Have any more holiday homes - there are stacks on this estate!	M	18 to 24
202	No more houses.	F	35 to 44
223	If traffic is not addressed the town/shops will never thrive.	M	25 to 34
225	No more people moving and being brought here from up country. Locals more rights.	F	35 to 44
291	I would not like to see too many developments of very small properties.	F	65 to 74
319	No more houses.	F	55 to 64

322	No more housing, no more druggies. This town is being ruined. I have heard that CCC has been paid by other councils to put 'problem people' in our town as well as others.	F	45 to 54
328	Too many houses. Not much use building more houses if infrastructure is going, i.e., Banks, maybe Library.	F	65 to 74
336	Not too many small houses - if people have a decent size house and garden they might not move away.	F	25 to 34
348	A by-pass.	F	65 to 74
350	Just homes being built.	M	18 to 24
357	No big estates.	F	35 to 44
377	No more housing without increased services; Schools, Health Centre, shops, sewage, roads, etc.	F	55 to 64
391	A town with wasted and drug addicts walking around	M	55 to 64
10003	We need to stop building houses in Camelford, there are loads of houses up for sale and no employment in the area. It will destroy the town and the community	M	55 to 64
10005	With such poor infrastructure it has been ridiculous that so many houses have been built. We DO NOT need any more housing in Camelford. Why is the town "importing" people from other areas? This shows that there is no need for housing for local people as this "social accommodation" is for locals and is not being used by them. Many of the imports seem to be creating issues in town regarding unemployment and drugs. Once the infrastructure is put back together we will be able to accommodate more but not in the present state.	M	55 to 64
10025	Do not want chain retail development as it would spoil Camelford: focus on making Camelford different so that there is a reason to come to Camelford rather than any other local town (apart from the free parking!). Market the town as the Gateway to the Moor and focus on the arts and history as a way to attract more moneyed visitors and develop pride in the community.	F	55 to 64
10026	To lose more shops	M	65 to 74
10033	More housing until current issues are addressed.	F	25 to 34
10038	Pity to see residents leaving Camelford to work all day and not participating in town life. Don't want to see a huge supermarket replace local shops.	F	55 to 64
10043	I worry about the amount of social housing that is being used to house people from outside of our area. Social housing should be for local people.	F	35 to 44
10046	New houses without the infrastructure to support them.	F	35 to 44
10048	No point getting extra housing if no more infrastructure or jobs. Enough houses for locals already, just have to be selective on who gets them, especially the social housing needs of other towns or counties being met here!	M	35 to 44

Ref	8 E00172785 Trevia, Bowood Park, Camelford Stn, Trefrew Rd		
40	No more housing estates	F	75 or over
48	Reduce road chaos and traffic noise on A39. Not vast amounts housing. Modernise smelly sewage system.		55 to 64
92	Need to be careful to improve infrastructure to coincide with increase building / population - better than at present.	F	45 to 54
166	No traveller sites.	F	45 to 54
167	Would not like to see much more houses in Camelford - Do not have enough infrastructure.	F	75 or over
292	Have no bank!	F	65 to 74
310	Do not let the High Street Centre die.	M	65 to 74
314	N/A, anything could help.	M	18 to 24
326	Haphazard and untidy shopfronts.	M	65 to 74
334	Too much influence from Cornwall C.C. doing deals with outside sources for monetary gain.	M	75 or over
341	No Housing Association homes!	F	65 to 74
345	No more large housing developments.	M	65 to 74
354	Stop bringing troublesome families to Camelford from up country. No more charity shops.	F	55 to 64
355	No more buildings. It needs a new Surgery to cope with people here now.	F	65 to 74
356	Bringing in more people that are not prepared to work and sponge off the state.	M	35 to 44
361	Lose its sense of common locality by over development, without regard for what it has and/or its history.	M	75 or over
364	More local families, less people with difficulties and social problems.	F	45 to 54
367	A commuter town full of homes for people who work out of town but use the services and facilities here. Please note that the current free car parks are often full of cars that non Camelford residents park in in order to commute/car share to places of work outside Camelford, as it costs them to park there, e.g., Wadebridge/Bodmin.	M	55 to 64
368	There is not enough infrastructure to support more housing, e.g., medical facilities, schools, jobs, etc.	F	65 to 74
370	To get any bigger.	F	55 to 64
375	Allow building development.	M	45 to 54
378	Over development of houses	M	65 to 74
378	Over development of houses	M	65 to 74
10004	I feel we have too much affordable housing at the moment, which would be fine if it went to Camelford people but it doesn't appear to do so and then people are brought in - which is changing the atmosphere of the town. Before any new housing development the school spaces etc. need sorting out	F	45 to 54

10009	Make sure there is room in the schools for more kids, before building more houses	F	45 to 54
10014	The town HAS to change, the high street is dying and will continue to do so as more business goes on line, the town HAS to change its negative attitude to any change at all and investing in the future. The world is changing around us and it will not make allowances for a small Cornish town and it's "stick in the mud" mind set.	M	55 to 64

Ref	9 E00172788 Treclago View, Dymond Close, Farriers Green		
1	Huge housing body - sewage system/traffic cannot cope. Do not destroy countryside.	F	
101	Would not like a supermarket. It would change the traditional town feel Camelford currently has.	F	25 to 34
109	To be a dumping ground for council house / benefit claimants from other areas e.g. Manchester.	F	45 to 54
123	A nice pub and restaurant where you could be proud to take people. My family don't like us living in such a hole.	F	75 or over
129	Car park charges. More houses without bigger school / Doctors. Loss of emergency services - para medic - we need police back.	M	35 to 44
136	No more housing.	F	45 to 54
138	The way it's going. Moving a lot of strangers in and a lot of drugs.	F	35 to 44
176	No more housing without improved infrastructure - consider our current services.	F	35 to 44
190	No more houses until we can capacitate. Doctors' appointments are scarce as it is, and don't even have a Dentist.	F	25 to 34
206	Not have people from other areas and other Housing Associations into Camelford - this is what they have been doing.	F	65 to 74
288	No more housing, less job opportunities, to lose local amenities.	F	25 to 34
10007	I don't want to see further building and excessive social housing in the town, it is not necessary to build social housing on all sites, money can be given and spent on the community in lieu.	F	35 to 44
10008	Don't close or dispose of any more "facilities"!	F	55 to 64
10011	There is not enough school places or jobs in this area for the people that already live here it will only get worse the bigger the town get. The doctors are full and we have no dentist, shops and banks are leaving at great speed Camelford is becoming a town of pubs and charity shops not a very nice place to live.....	F	35 to 44
10053	Estates like ours where most homes have insufficient parking	M	45 to 54

Ref	Other / unknown		
45	The town dying because of poor shops	F	75 or over
97	Not to get over commercialised	M	75 or over
111	Widespread housing development.	F	75 or over
119	If there are any developments planned in the future - residents need to be informed years before so they can get out of Camelford before they start building: If they want to, i.e. folk need time to sell and get out if more house building directly affects their house. With anymore building in Camelford it is in grave danger of just becoming a drive through housing sprawl with all the inherent problems that will bring. No one will want to be here. Go steady Camelford - retain your character.		55 to 64
125	Anything would be better than the present.	M	25 to 34
148	No more houses and no more second homes! New builds to have a minimum 8mths occupancy restriction.	M	65 to 74
178	No more housing. Stop importing drug dealers / users / criminals	F	35 to 44
191	Extreme housing estates.	F	25 to 34
210	Reduce influx of social housing tenants and to improve local infrastructure.	F	25 to 34
276	No more housing development until more local work available.	F	65 to 74
380	Heavier traffic and less empty shops	F	65 to 74
10001	I would not like to see the proposed by-pass divide Camelford and Delabole. I would support the preferred route only if it improved links between the two communities.	M	55 to 64
10015	Not over developed. No need to turn it into a Milton Keynes or Basingstoke!	M	55 to 64
10021	It would be detrimental for the town to receive more troubled families en mass into the town. There are no support facilities or employment for these people.	F	45 to 54
10027	I would really not like to see a supermarket on the outskirts of Camelford. I think it would kill the remaining town centre shops.	F	45 to 54
10032	No large supermarket. It will kill the few remaining shops. No more large housing estates unless self-build eco houses for local people.	F	55 to 64
10035	More mass housing estates with no more town infrastructure to accommodate this- the doctor surgery, school and shops need to be able to assimilate new numbers. It would be good to have some sort of mini by pass with a pedestrian area, creating a more friendly shopping area?	F	45 to 54
10037	Ideally no more houses being built!	F	25 to 34
10052	Housing cannot grow until other facilities are improved.	F	35 to 44

7.2 Questionnaire

Camelford Neighbourhood Plan Residents Survey

The Camelford Neighbourhood Plan will set out planning policies for the area, according to the needs and wants of the people of Camelford. The Plan will be written by the local community, the people who know and love the area.

By completing this questionnaire, you will be helping us to understand the make up of the town's population; it's needs for transport, housing, and employment as well as the sort of things you think will help to make Camelford a better place for the next generation.

Your completed questionnaire can be returned FREE OF CHARGE in the envelope provided or to the address given at the end.

About you (the person completing the questionnaire)

Q1 Are you... Male Female

Q2 Your age...

16 to 17 18 to 24 25 to 34 35 to 44 45 to 54 55 to 64 65 to 74 75 or over

Q3 Ethnicity (Answer if you wish.)

White

Cornish British Irish Other White background

Mixed / multiple ethnic groups

White and Black Caribbean White and Black African White and Asian Other Mixed / multiple ethnic background

Asian / Asian British

Indian Pakistani Bangladeshi Other Asian background

Black / African / Caribbean / Black British

Caribbean African Other Black background

Other ethnic group

Chinese Other ethnic group

About your household

Q4 Postcode

Q6 How long have you lived (a) at this address and (b) in Camelford?

Years in property:
Years in Camelford:

Q5 What is the tenancy arrangement for your property here?

Owned outright.....
Buying on mortgage.....
Private rent.....
Social rent.....
Other.....

Q7 How many people live at this address?

Adults aged 18+
Under 18s

If there are no people aged under 18 in your household, please go to Q10.

Q8 As from September 2015, what stage of education will your 'under 18' occupants be in? (Tick all that apply)

- Further education (16+)..... Primary schooling (Reception +)
 Secondary schooling (11+)..... Pre-school age

Q9 ...at which schools and colleges? (Tick all that apply)

- Sir James Smiths ("Sir Jim's")..... Truro & Penwith College.....
 Other secondary..... Cornwall College St Austell
 Camelford Primary..... Duchy College.....
 Other primary..... Other 6th form / further education college

Q10 What is your total household income (before tax)?

- Less than £15,000 £50,000 to £74,999
 £15,000 to £24,999 £75,000 or higher
 £25,000 to £34,999 Don't know
 £35,000 to £49,999

Q11 Do any of your household have long-standing illness, disability or infirmity? (If yes, how many?) Please write in number.

Q12 Does this illness or disability limit your / their activities in any way? Yes No

Q13 Do you own or have use of a car? Yes No Sometimes

Employment & Occupations

Q14 What are the occupations of the adults in the household, in terms of employment status? Please answer for you (column 1) and for other adults in the household.

	You	Adult 2	Adult3	Adult 4
Working full-time (30+ hrs)	<input type="checkbox"/>	<input type="checkbox"/>	<input type="checkbox"/>	<input type="checkbox"/>
Working part-time (<30 hrs)	<input type="checkbox"/>	<input type="checkbox"/>	<input type="checkbox"/>	<input type="checkbox"/>
Government training	<input type="checkbox"/>	<input type="checkbox"/>	<input type="checkbox"/>	<input type="checkbox"/>
Job seeker	<input type="checkbox"/>	<input type="checkbox"/>	<input type="checkbox"/>	<input type="checkbox"/>
Retired	<input type="checkbox"/>	<input type="checkbox"/>	<input type="checkbox"/>	<input type="checkbox"/>
Not seeking work	<input type="checkbox"/>	<input type="checkbox"/>	<input type="checkbox"/>	<input type="checkbox"/>
Full-time student	<input type="checkbox"/>	<input type="checkbox"/>	<input type="checkbox"/>	<input type="checkbox"/>
Unable to work	<input type="checkbox"/>	<input type="checkbox"/>	<input type="checkbox"/>	<input type="checkbox"/>
Other	<input type="checkbox"/>	<input type="checkbox"/>	<input type="checkbox"/>	<input type="checkbox"/>

Q15 For those adults identified as working full-time or part-time: Where do you / they work from?

	You	Adult 2	Adult3	Adult 4
Work from home	<input type="checkbox"/>	<input type="checkbox"/>	<input type="checkbox"/>	<input type="checkbox"/>
Camelford (walking distance or 5 min. drive)	<input type="checkbox"/>	<input type="checkbox"/>	<input type="checkbox"/>	<input type="checkbox"/>
Local (within a 30 minutes commute)	<input type="checkbox"/>	<input type="checkbox"/>	<input type="checkbox"/>	<input type="checkbox"/>
More than a 30 minutes commute	<input type="checkbox"/>	<input type="checkbox"/>	<input type="checkbox"/>	<input type="checkbox"/>
Other	<input type="checkbox"/>	<input type="checkbox"/>	<input type="checkbox"/>	<input type="checkbox"/>

Q16 For those adults identified as working full-time or part-time AND commuting outside Camelford:
By what means do you / they commute to work?

	You	Adult 2	Adult3	Adult 4
Cycle	<input type="checkbox"/>	<input type="checkbox"/>	<input type="checkbox"/>	<input type="checkbox"/>
Own transport (car / motorbike)	<input type="checkbox"/>	<input type="checkbox"/>	<input type="checkbox"/>	<input type="checkbox"/>
Lift share	<input type="checkbox"/>	<input type="checkbox"/>	<input type="checkbox"/>	<input type="checkbox"/>
Bus	<input type="checkbox"/>	<input type="checkbox"/>	<input type="checkbox"/>	<input type="checkbox"/>
Other	<input type="checkbox"/>	<input type="checkbox"/>	<input type="checkbox"/>	<input type="checkbox"/>

Housing for the future

Q17 Is your housing arrangement sufficient for your family needs at the moment?

Yes No

Q18 Will your current housing arrangement be sufficient within the next 3 - 5 years?

Yes No Don't know

If your housing arrangement is NOT sufficient either now or for the future, go to Q19.
Otherwise, go to Q24

Q19 Why is your housing arrangement not sufficient? (Tick all that apply)

- Family out-growing the space
- Older children sharing bedrooms
- Extended family living in
- Family moved away / too much space
- No outdoor space / garden
- Nowhere to store things
- Nowhere to park the car nearby
- Too far to commute to work
- Problems with neighbours / environment / community
- Other _____

Q20 Are you or other household member actively looking for a new property now?

- No
- Yes - in Camelford area (driving distance)
- Yes - within Camelford (walking distance)
- Yes - elsewhere

If looking for property within the Camelford area, go to Q21. Otherwise, go to Q24

Q21 What type of property are you looking for?

- Flat
- Bungalow
- House with 1-2 beds
- Other _____
- House with 3-4 beds
- House with 5 or more beds
- Warden assisted retirement housing

Q22 What type of tenancy are you looking for?

- To buy
- Private rent
- Social rent
- Other _____

Q23 What will happen if you do not find a new suitable place within Camelford? (Tick all that apply)

- No option but to stay put Family unit could break up
 Will move out of Camelford altogether Will look to extend property / convert loft etc
 Other _____

The Camelford Offer

Q24 How important is it for you to know what is going on in and around Camelford?

- Not at all important Not very important Neither / nor Fairly important Very important Don't know

Q25 How do you mostly find out what is going on in Camelford? (Tick all that apply)

- Word of mouth School messages / satchel post
 Camelfordian newsletter Camelford & Delabole Post newspaper
 Cornish Guardian newspaper Local radio
 Camelford.org web site Facebook & online social media
 Through a local group / club Notice boards in the town
 Other _____

Q26 How important is it for each of the following to be available in Camelford?

	Not at all important	Not very important	Neither / nor	Fairly important	Very important
Town centre shops & services	<input type="checkbox"/>	<input type="checkbox"/>	<input type="checkbox"/>	<input type="checkbox"/>	<input type="checkbox"/>
Library	<input type="checkbox"/>	<input type="checkbox"/>	<input type="checkbox"/>	<input type="checkbox"/>	<input type="checkbox"/>
Health centre	<input type="checkbox"/>	<input type="checkbox"/>	<input type="checkbox"/>	<input type="checkbox"/>	<input type="checkbox"/>
Dentist	<input type="checkbox"/>	<input type="checkbox"/>	<input type="checkbox"/>	<input type="checkbox"/>	<input type="checkbox"/>
Pubs & social clubs	<input type="checkbox"/>	<input type="checkbox"/>	<input type="checkbox"/>	<input type="checkbox"/>	<input type="checkbox"/>
Free car parks	<input type="checkbox"/>	<input type="checkbox"/>	<input type="checkbox"/>	<input type="checkbox"/>	<input type="checkbox"/>
Churches / chapels	<input type="checkbox"/>	<input type="checkbox"/>	<input type="checkbox"/>	<input type="checkbox"/>	<input type="checkbox"/>
Public footpaths	<input type="checkbox"/>	<input type="checkbox"/>	<input type="checkbox"/>	<input type="checkbox"/>	<input type="checkbox"/>
Public toilets	<input type="checkbox"/>	<input type="checkbox"/>	<input type="checkbox"/>	<input type="checkbox"/>	<input type="checkbox"/>
Sports & leisure facilities	<input type="checkbox"/>	<input type="checkbox"/>	<input type="checkbox"/>	<input type="checkbox"/>	<input type="checkbox"/>
Enfield Park & playground	<input type="checkbox"/>	<input type="checkbox"/>	<input type="checkbox"/>	<input type="checkbox"/>	<input type="checkbox"/>
Village / community halls	<input type="checkbox"/>	<input type="checkbox"/>	<input type="checkbox"/>	<input type="checkbox"/>	<input type="checkbox"/>
Youth club	<input type="checkbox"/>	<input type="checkbox"/>	<input type="checkbox"/>	<input type="checkbox"/>	<input type="checkbox"/>
Schools	<input type="checkbox"/>	<input type="checkbox"/>	<input type="checkbox"/>	<input type="checkbox"/>	<input type="checkbox"/>
Places to eat	<input type="checkbox"/>	<input type="checkbox"/>	<input type="checkbox"/>	<input type="checkbox"/>	<input type="checkbox"/>

Q27 To what extent do you use each the following in Camelford?

	Never	Very rarely	Occasionally	Fairly often	All the time
Town centre shops & services	<input type="checkbox"/>	<input type="checkbox"/>	<input type="checkbox"/>	<input type="checkbox"/>	<input type="checkbox"/>
Library	<input type="checkbox"/>	<input type="checkbox"/>	<input type="checkbox"/>	<input type="checkbox"/>	<input type="checkbox"/>
Health centre	<input type="checkbox"/>	<input type="checkbox"/>	<input type="checkbox"/>	<input type="checkbox"/>	<input type="checkbox"/>
Pubs & social clubs	<input type="checkbox"/>	<input type="checkbox"/>	<input type="checkbox"/>	<input type="checkbox"/>	<input type="checkbox"/>
Free car parks	<input type="checkbox"/>	<input type="checkbox"/>	<input type="checkbox"/>	<input type="checkbox"/>	<input type="checkbox"/>
Churches / chapels	<input type="checkbox"/>	<input type="checkbox"/>	<input type="checkbox"/>	<input type="checkbox"/>	<input type="checkbox"/>
Public footpaths	<input type="checkbox"/>	<input type="checkbox"/>	<input type="checkbox"/>	<input type="checkbox"/>	<input type="checkbox"/>
Public toilets	<input type="checkbox"/>	<input type="checkbox"/>	<input type="checkbox"/>	<input type="checkbox"/>	<input type="checkbox"/>
Sports & leisure facilities	<input type="checkbox"/>	<input type="checkbox"/>	<input type="checkbox"/>	<input type="checkbox"/>	<input type="checkbox"/>
Enfield Park & playground	<input type="checkbox"/>	<input type="checkbox"/>	<input type="checkbox"/>	<input type="checkbox"/>	<input type="checkbox"/>
Village / community halls	<input type="checkbox"/>	<input type="checkbox"/>	<input type="checkbox"/>	<input type="checkbox"/>	<input type="checkbox"/>
Places to eat	<input type="checkbox"/>	<input type="checkbox"/>	<input type="checkbox"/>	<input type="checkbox"/>	<input type="checkbox"/>

Q28 How would you rate Camelford for the following?

	Very poor	Poor	Neither / nor	Good	Very good
Bringing the community together through festivals and events	<input type="checkbox"/>	<input type="checkbox"/>	<input type="checkbox"/>	<input type="checkbox"/>	<input type="checkbox"/>
Being a place that welcomes visitors and 'outsiders'	<input type="checkbox"/>	<input type="checkbox"/>	<input type="checkbox"/>	<input type="checkbox"/>	<input type="checkbox"/>
Being a good town for children to grow up in	<input type="checkbox"/>	<input type="checkbox"/>	<input type="checkbox"/>	<input type="checkbox"/>	<input type="checkbox"/>
Having a vision for the future	<input type="checkbox"/>	<input type="checkbox"/>	<input type="checkbox"/>	<input type="checkbox"/>	<input type="checkbox"/>
Safe place to live	<input type="checkbox"/>	<input type="checkbox"/>	<input type="checkbox"/>	<input type="checkbox"/>	<input type="checkbox"/>
Being a good place to run a business	<input type="checkbox"/>	<input type="checkbox"/>	<input type="checkbox"/>	<input type="checkbox"/>	<input type="checkbox"/>
Staying clean and well kept	<input type="checkbox"/>	<input type="checkbox"/>	<input type="checkbox"/>	<input type="checkbox"/>	<input type="checkbox"/>
Providing an overall good sense of community	<input type="checkbox"/>	<input type="checkbox"/>	<input type="checkbox"/>	<input type="checkbox"/>	<input type="checkbox"/>

Q29 How would you rate Camelford for being a good place from which to enjoy the following?

	Very poor	Poor	Neither / nor	Good	Very good
Open spaces and countryside	<input type="checkbox"/>	<input type="checkbox"/>	<input type="checkbox"/>	<input type="checkbox"/>	<input type="checkbox"/>
Walking about (for leisure or fitness)	<input type="checkbox"/>	<input type="checkbox"/>	<input type="checkbox"/>	<input type="checkbox"/>	<input type="checkbox"/>
Walking to work, school, to the shops, etc	<input type="checkbox"/>	<input type="checkbox"/>	<input type="checkbox"/>	<input type="checkbox"/>	<input type="checkbox"/>
Cycling	<input type="checkbox"/>	<input type="checkbox"/>	<input type="checkbox"/>	<input type="checkbox"/>	<input type="checkbox"/>
Keeping fit and healthy	<input type="checkbox"/>	<input type="checkbox"/>	<input type="checkbox"/>	<input type="checkbox"/>	<input type="checkbox"/>
Going for a night out	<input type="checkbox"/>	<input type="checkbox"/>	<input type="checkbox"/>	<input type="checkbox"/>	<input type="checkbox"/>

Q30 If we should preserve one thing about Camelford for our children's future, what would it be?

Q31 And, if we should look to improve one thing to make Camelford better for our children in the future...?

Commercial Needs

Q32 Are you responsible for your household grocery shopping? (Either solely or in conjunction with others.) Yes No

If you are NOT responsible for your household grocery shopping, go to Q37

Q33 Where do you mostly do your main household food & grocery shopping?

- | | | | |
|--|--------------------------|-----------------------------------|--------------------------|
| Camelford / local shops / local farm shops | <input type="checkbox"/> | Launceston supermarkets | <input type="checkbox"/> |
| Online | <input type="checkbox"/> | Bude supermarkets | <input type="checkbox"/> |
| Wadebridge supermarkets..... | <input type="checkbox"/> | Supermarkets elsewhere | <input type="checkbox"/> |
| Bodmin supermarkets | <input type="checkbox"/> | Independent shops elsewhere | <input type="checkbox"/> |
| Other | _____ | | |

Q34 If you do most of your grocery shopping outside Camelford, how do you travel?

- | | | | |
|--|--------------------------|------------|--------------------------|
| Cycle..... | <input type="checkbox"/> | Bus | <input type="checkbox"/> |
| Own transport (car/motorbike)..... | <input type="checkbox"/> | Taxi | <input type="checkbox"/> |
| Ask someone to drive you / Accept lift share | <input type="checkbox"/> | | |
| Other | _____ | | |

Q35 Where do you mostly do your "top-up" household food & grocery shopping?

- | | | | |
|--|--------------------------|-----------------------------------|--------------------------|
| Camelford / local shops / local farm shops | <input type="checkbox"/> | Launceston supermarkets | <input type="checkbox"/> |
| Online | <input type="checkbox"/> | Bude supermarkets | <input type="checkbox"/> |
| Wadebridge supermarkets..... | <input type="checkbox"/> | Supermarkets elsewhere | <input type="checkbox"/> |
| Bodmin supermarkets | <input type="checkbox"/> | Independent shops elsewhere | <input type="checkbox"/> |
| Other | _____ | | |

Q36 If you do most of your grocery shopping outside Camelford, do you mostly make special journeys or do you combine it with other routine journeys?

- | | | | |
|---------------------------|--------------------------|--------------------------|--------------------------|
| Make special journey..... | <input type="checkbox"/> | Combine with other | <input type="checkbox"/> |
| Other | _____ | | |

Q37 Where do you mostly do your non-grocery or leisure shopping (e.g. for shoes, clothes, entertainment)?

- | | | | | | |
|------------------------------|--------------------------|--------------|--------------------------|--------------------|--------------------------|
| Camelford / local shops..... | <input type="checkbox"/> | Online | <input type="checkbox"/> | Supermarkets | <input type="checkbox"/> |
| Other towns?
(Write in) | _____ | | | | |

Q38 If you do most of your non-grocery / leisure shopping outside Camelford, how do you travel?

- | | | | |
|--|--------------------------|------------|--------------------------|
| Cycle..... | <input type="checkbox"/> | Bus | <input type="checkbox"/> |
| Own transport (car/motorbike)..... | <input type="checkbox"/> | Taxi | <input type="checkbox"/> |
| Ask someone to drive you / Accept lift share | <input type="checkbox"/> | Other..... | <input type="checkbox"/> |
| Other | _____ | | |

Q39 How important is it for Camelford's plans for its future to consider larger retail developments?

- Not at all important Not very important Neither / nor Fairly important Very important Don't know

Q40 Where do you mostly do your banking, such as for paying in cheques or accessing the bank's counter service?

- Not needed Bodmin
Camelford Launceston
Wadebridge Bude
Other _____

Q41 What do you think Camelford needs to help create employment for local people?

Q42 Do you or anyone in your household own and run a business?

- No Yes - Outside Camelford but local (within a 30 minute commute)
Yes - from home Yes - Outside Cornwall but not local (more than a 30 minute commute)
Yes - in Camelford

Q43 If you have a business in Camelford, may we contact you to take part in this study from a business perspective?

Name _____
Business _____
Phone or email _____

Public Transport

Q44 When is the last time you used public transport (bus or coach) from Camelford? (Excluding school/college buses.)

- Never 6 - 12 months ago
More than 3 years ago 1 - 6 months ago
1 to 3 years ago Within last month

Q45 Do you rely on public transport to get around? Yes No

Q46 Are public transport services to/from Camelford sufficient for your needs? Yes No

Q47 If not sufficient, what public transport service do you need?

Camelford's Infrastructure

Q48 To what extent do you agree or disagree that the following need to be improved in Camelford?

	Disagree strongly	Disagree	Neither / nor	Agree	Agree strongly
Amount of traffic	<input type="checkbox"/>	<input type="checkbox"/>	<input type="checkbox"/>	<input type="checkbox"/>	<input type="checkbox"/>
Sewage system	<input type="checkbox"/>	<input type="checkbox"/>	<input type="checkbox"/>	<input type="checkbox"/>	<input type="checkbox"/>
Footpath & verge maintenance	<input type="checkbox"/>	<input type="checkbox"/>	<input type="checkbox"/>	<input type="checkbox"/>	<input type="checkbox"/>
Affordable housing	<input type="checkbox"/>	<input type="checkbox"/>	<input type="checkbox"/>	<input type="checkbox"/>	<input type="checkbox"/>
Street lighting	<input type="checkbox"/>	<input type="checkbox"/>	<input type="checkbox"/>	<input type="checkbox"/>	<input type="checkbox"/>
Parking	<input type="checkbox"/>	<input type="checkbox"/>	<input type="checkbox"/>	<input type="checkbox"/>	<input type="checkbox"/>
Premises / support for small business	<input type="checkbox"/>	<input type="checkbox"/>	<input type="checkbox"/>	<input type="checkbox"/>	<input type="checkbox"/>
Range of shops	<input type="checkbox"/>	<input type="checkbox"/>	<input type="checkbox"/>	<input type="checkbox"/>	<input type="checkbox"/>
Children's play areas	<input type="checkbox"/>	<input type="checkbox"/>	<input type="checkbox"/>	<input type="checkbox"/>	<input type="checkbox"/>
Exercise equipment / spaces	<input type="checkbox"/>	<input type="checkbox"/>	<input type="checkbox"/>	<input type="checkbox"/>	<input type="checkbox"/>
Seating	<input type="checkbox"/>	<input type="checkbox"/>	<input type="checkbox"/>	<input type="checkbox"/>	<input type="checkbox"/>
Sports facilities	<input type="checkbox"/>	<input type="checkbox"/>	<input type="checkbox"/>	<input type="checkbox"/>	<input type="checkbox"/>
Broadband connectivity	<input type="checkbox"/>	<input type="checkbox"/>	<input type="checkbox"/>	<input type="checkbox"/>	<input type="checkbox"/>

Other infrastructure improvements? _____

Q49 What size development(s) do you think are suitable for future housing in Camelford? (Tick all that apply.)

- | | | | |
|-------------------------------------|--------------------------|---|--------------------------|
| One large development..... | <input type="checkbox"/> | Individual plots..... | <input type="checkbox"/> |
| A few medium size developments..... | <input type="checkbox"/> | A mixture of small/medium developments..... | <input type="checkbox"/> |
| Several small developments..... | <input type="checkbox"/> | None of the above..... | <input type="checkbox"/> |

Q50 Do you have any further comments on the ways you would like to see Camelford develop over the next 15 years?

Q51 And do you have any further comments on the ways you would NOT like to see Camelford develop?

Thank you - that's all for now...

Q52 Would you be willing to take part in further research, such as a focus group, to share your views about the future development of Camelford?

If Yes, please provide contact details:

Yes No

Name _____

Phone / Email _____

Please return your completed questionnaire using the freepost envelope provided or to: Freepost RSXH-GRAB-JRJR, Camelford NP Survey, PFA Research Ltd, Tremough Innovation Centre, Penryn, TR10 9TA. (N.B. You do not need a stamp!)